

MINUTES OF BOARD OF DIRECTORS MEETING
MARCH 16, 2021

THE STATE OF TEXAS
COUNTY OF HARRIS
HARRIS COUNTY MUNICIPAL UTILITY DISTRICT NO. 109

§
§
§

The Board of Directors (the “Board”) of Harris County Municipal Utility District No. 109 (the “District”) convened in regular session on Tuesday, MARCH 16, 2021 at 6:00 p.m. via videoconference pursuant to Section 551.125, Texas Gov’t Code as modified by the temporary suspension of certain provisions thereof pursuant to guidelines issued by the Texas Attorney General and approved by the Governor for use during the COVID-19 statewide disaster. A roll call was taken of the persons present:

Owen H. Parker, President
Chris Green, Vice President
Cheryl Moore, Secretary
Robin Sulpizio, Assistant Secretary
Nancy Frank, Assistant Secretary

All members of the Board were present. Also attending all or parts of the meeting were Mr. Henry Dibrell of Triton Consulting Group; Mr. Cory Burton of Municipal Accounts & Consulting, LP, bookkeeper for the District; Mr. Tim Spencer of Ad Valorem Appraisals, tax assessor and collector for the District; Lieutenant Steve Romero of Harris County Precinct 4 Constable’s Office; Mr. Bill Kotlan of BGE, Inc. (“BGE”), engineer for the District; Mr. Clint Gehrke of Water Waste Water Management Services, Inc. (“WWWMS”), operator for the District; and Mr. Dimitri Millas and Ms. Jane Maher of Norton Rose Fulbright US LLP (“NRF”), attorneys for the District.

Pursuant to Section 551.054, Texas Gov’t Code, as modified by the temporary suspension of certain provisions thereof, notice of the meeting was posted on the District’s website within the time limits prescribed by law. The agenda packet was posted on the website as items became available. Certificates of such posting are attached hereto as *Exhibit A*.

Call to Order. President Parker called the meeting to order. He noted that the meeting was being held by teleconference in accordance with federal, state and county directives to slow the spread of COVID-19 by avoiding meetings that bring people together. He said the notice of the meeting included a toll-free dial-in number for members of the public to call so they could hear the meeting and address the Board. He noted that the meeting was being recorded and a recording would be available upon public request. President Parker then set out guidelines for the conduct of the meeting. He asked all participants to identify themselves before speaking. He then proceeded with the meeting business:

1. **Public Comments.** President Parker recognized Mr. Dibrell, who discussed services offered by Triton Consulting Group. He stated that he would send the information to NRF.
2. **Minutes.** The Board considered the proposed minutes of a meeting held on February 19, 2021, previously distributed to the Board. Upon motion by Director Green, seconded by Director Sulpizio, after full discussion and the question being put to the Board, the Board voted unanimously to approve the minutes of the meeting held on February 19, 2021, as presented.
3. **Security Report.** President Parker recognized Lt. Romero, who reviewed the Security Report for the month of February 2021, a copy of which is attached hereto as *Exhibit B*.

Upon motion by Director Green, seconded by Director Sulpizio, after full discussion and the question being put to the Board, the Board voted unanimously to approve the Security Report.

4. **Engage delinquent tax attorney to enforce the collection of delinquent taxes.** Mr. Millas stated that the District has an evergreen contract with Perdue, Brandon Fielder, Collins & Mott, LLP for delinquent collections. He stated that each party can terminate upon 30 days' written notice, otherwise the contract automatically rolls over for another term. It was the consensus of the Board to authorize the delinquent tax attorney to pursue collection of delinquent taxes.

5. **Tax Collector's Report and authorize payment of certain bills.** President Parker recognized Mr. Spencer, who reviewed the Tax Assessor and Collector's Report for the month of February 2021, a copy of which is attached hereto as *Exhibit C*.

Upon motion by Director Sulpizio, seconded by Director Moore, after full discussion and the question being put to the Board, the Board voted unanimously to approve the Tax Assessor and Collector's Report and to authorize payment of check numbers 2096 through 2099, from the Tax Account to the persons, in the amounts, and for the purposes listed therein.

6. **Review Bookkeeper's Report.** President Parker recognized Mr. Burton, who presented to and reviewed with the Board the Bookkeeper's Report, a copy of which is attached hereto as *Exhibit D*. Mr. Burton reviewed disbursements from the General Operating Fund.

Upon motion by Director Green, seconded by Director Sulpizio, after full discussion and the question being put to the Board, the Board voted unanimously to approve the Bookkeeper's Report, to authorize payment of the checks in the amounts, to the persons, and for the purposes listed therein and to adopt the Bookkeeper's Report as presented.

7. **Engineer's Report.** President Parker recognized Mr. Kotlan, who presented to and reviewed with the Board the Engineer's Report, a copy of which is attached hereto as *Exhibit E*.

Mr. Kotlan stated that for the Stormwater Quality Permit renewals, the master permit application was submitted on February 2, 2021 and it is still in review with Harris County.

Mr. Kotlan stated that the Texas Department of Transportation ("TxDOT") has approved the revised Standard Utility Agreement based on the actual bid costs. He noted that BGE will coordinate getting the agreement executed by both parties.

Mr. Kotlan reported that for the Water Plant No. 2 Expansion, bids were received on March 2, 2021, and that BGE recommends award of the contract for the project to Schier Construction for a total of \$1,757,150.00. He noted that Schier is the second-lowest bidder, however the low bidder, Tidal Construction has withdrawn their bid based on a mistake.

Mr. Kotlan reported on the Barents Drive Lift Station and stated that the design is in Quality Control review and will be submitted to agencies this week.

Mr. Kotlan stated that BGE has begun the design of the water line extension to Mr. Lee's tract.

Mr. Kotlan reported on a residential leak at 19715 Oak Branch Ct. He stated that the resident is concerned there is a water line leak from a District line that is leaking under his foundation. He stated that BGE shut the valves to the pipe and the resident still reported water under his foundation. He noted that WWWMS will pressure test the pipe.

Upon motion by Director Moore, seconded by Director Green, after full discussion and the question being put to the Board, the Board voted unanimously to accept the Engineer's Report and award the Water Plant No. 2 Expansion project to Schier Construction Company, Inc. in the amount of \$1,757,150.00.

8. **Review Operations Report and authorize repairs.** President Parker recognized Mr. Gehrke, who presented the Operations Report dated March 16, 2021 and a list of delinquent accounts, copies of which are attached hereto as *Exhibit F*. Mr. Gehrke reported that 91.47% of the water pumped was billed for the period February 1, 2021 through February 28, 2021.

Mr. Gehrke reported on various maintenance items.

The Board discussed the delinquent process. Mr. Gehrke reviewed a letter from the Harris County Judge requested that municipal utility districts suspend service disconnections and waive new late payment charges at least through April 30, 2021, due to Winter Storm Uri, a copy of which is attached hereto as *Exhibit G*. It was the consensus of the Board to continue to suspend service disconnections and waive new late payment charges at least through April 30, 2021.

Mr. Gehrke reviewed customer request letters, copies of which are attached hereto as *Exhibit H*. He stated that the first letter, the customer at 5906 Upper Lake Dr. is requesting a refund due to the customer's bank sending double checks monthly since October 2020. He stated for the second letter, the customer at 5415 Palamino Ct. is requesting an adjustment on a high water bill due to Winter Storm Uri. He stated that the third letter, the customer at 19314 Oak Timbers Dr. is also requesting an adjustment and/or payment plan due to Winter Storm Uri. He stated that the fourth letter, the customer at 19410 Forrest Timbers Ct. is requesting the removal of a \$200 tampering fee. It was the consensus of the Board to remove the \$200 tampering fee for the customer at 19410 Forrest Timbers Ct., to issue credits to the customers at 5415 Palamio Ct. and 19314 Oak Timbers Dr., and to issue the refund to the customer at 5906 Upper Lake Dr.

Upon motion by Director Moore, seconded by Director Sulpizio, after full discussion and the question being put to the Board, the Board voted unanimously to approve the Operations Report.

9. **Discuss renewal of District Insurance (expires May 22, 2021).** Mr. Millas stated that the District's current insurance policy will expire on May 22, 2021. It was a consensus of the Board to request a proposal from their current insurance provider.

10. **Cyber security training reminder.** Mr. Millas reported that elected officials of a local government are required to complete a cyber security training program. He noted that the training must be taken annually and that this year's training needs to be completed by June 14, 2021. He stated that the Association of Water Board Directors ("AWBD") is hosting a couple of online training seminars in April and that the email to register was provided to the Board.

11. **Approve Arbitrage Compliance Engagement Letters.** Mr. Millas presented to and reviewed with the Board the Engagement Letter for Arbitrage Compliance Services for the \$12,100,000.00 Unlimited Tax Bonds, Series 2017 (the "Engagement Letter"), a copy of which is attached hereto as *Exhibit I*.

Upon motion by Director Green, seconded by Director Moore, after full discussion and the question being put to the Board, the Board voted unanimously to approve the Engagement Letter.

THERE BEING NO FURTHER BUSINESS TO COME BEFORE THE BOARD, the meeting was adjourned.

* * *

The above and foregoing minutes were passed and approved by the Board of Directors on April 20, 2021.

/s/ Owen Parker
President, Board of Directors

ATTEST:

/s/ Cheryl Moore
Secretary, Board of Directors



HARRIS COUNTY MUNICIPAL UTILITY DISTRICT NO. 109

NOTICE

In light of the Office of the Governor's statewide disaster declaration related to the spread of the COVID-19 virus, and the temporary suspension by the Texas Attorney General of certain provisions of the Texas Open Meetings Act to allow telephonic or videoconference meetings without requiring a physical meeting location open to the public, take notice that the Board of Directors of Harris County Municipal Utility District No. 109 will meet via telephone and videoconference at 6:00 p.m. on Tuesday, March 16, 2021. Meeting documents will be made available at <https://www.waterdistrict109.com/meetings/index.html> prior to the meeting.

VIDEOCONFERENCE MEETING. You can join by computer or any smart device with the Zoom app. Join Zoom Meeting:

<https://nortonrosefulbright.zoom.us/j/92589043207?pwd=bURkRzZEMStZSWlyWDRobjVWVWUFTZz09>

If you decide not to use the Zoom app you can use the dial-in information below to connect by voice with any phone.

**— DIAL IN INSTRUCTIONS:
CALL TOLL FREE: 1-346-248-7799
MEETING ID: 925 8904 3207
PASSWORD: 140914**

At such meeting, the Board will consider and act on the following matters:

1. Public comments;
2. Approve minutes of the meeting held on February 19, 2021;
3. Report by Harris County Precinct Four Constable and action relating to security;
4. Engage delinquent tax attorney to enforce the collection of delinquent taxes;
5. Review Tax Collector's Report and authorize payment of certain bills;
6. Review Bookkeeper's Report, and authorize payment of certain bills, and approve quarterly investment report;
7. Review Engineer's Report, including approval of pay estimates, authorization of change orders to pending construction contracts, and authorize capacity commitments;
8. Approve Operations Report, authorize repairs and approve termination of delinquent accounts in accordance with the District's Rate Order,
9. Discuss renewal of District Insurance (expires May 22, 2021);
10. Cyber security training reminder;
11. Approve Arbitrage Compliance Engagement Letters, and such other matters as may properly come before it.

(SEAL)

A handwritten signature in blue ink, appearing to be "D. F. 200", written over a horizontal line.

Norton Rose Fulbright US LLP
Attorneys for District

If, during the course of the meeting covered by this Notice, the Board should determine that a closed or executive session of the Board should be held or is required in relation to any agenda item included in this Notice, then such closed or executive meeting or session, as authorized by the Texas Open Meetings Act, will be held by the Board at the date, hour, and place given in this Notice concerning any and all subjects for any and all purposes permitted by Sections 551.071-551.084 of the Texas Government Code and the Texas Open Meetings Act, including, but not limited to, Section 551.071 - for the purpose of a private consultation with the Board's attorney on any or all subjects or matters authorized by law.

Maher, Jane

From: The Texas Network <support@texasnetwork.com>
Sent: Wednesday, March 10, 2021 5:55 PM
To: Maher, Jane; Russell Lambert
Subject: RE: 109 & AJOB Postings

Posted

<https://www.waterdistrict109.com/meetings/index.html>

--

Thank you!

The Texas Network
support@texasnetwork.com
<https://texasnetwork.com>

From: Maher, Jane <jane.maher@nortonrosefulbright.com>
Sent: Wednesday, March 10, 2021 4:55 PM
To: Russell Lambert <russ@texasnetwork.com>
Cc: The Texas Network <support@texasnetwork.com>
Subject: 109 & AJOB Postings

Hi Russ,

Please post the attached documents in the zip folders to 109's website and return the COPs at your earliest convenience.

Thanks,

Jane Maher | Senior Paralegal
Norton Rose Fulbright US LLP
1301 McKinney, Suite 5100, Houston, Texas 77010-3095, United States
Tel +1 713 651 5589 | Fax +1 713 651 5246
jane.maher@nortonrosefulbright.com

NORTON ROSE FULBRIGHT

Law around the world
nortonrosefulbright.com

CONFIDENTIALITY NOTICE: This email, including any attachments, is confidential and may be privileged. If you are not the intended recipient please notify the sender immediately, and please delete it; you should not copy it or use it for any purpose or disclose its contents to any other person. Norton Rose Fulbright entities reserve the right to monitor all email communications through their networks.

Norton Rose Fulbright Australia, Norton Rose Fulbright LLP, Norton Rose Fulbright Canada LLP, Norton Rose Fulbright South Africa Inc and Norton Rose Fulbright US LLP are separate legal entities and all of them are members of Norton Rose Fulbright Verein, a Swiss verein. Norton Rose Fulbright Verein helps coordinate the activities of the members but

does not itself provide legal services to clients. Details of each entity, with certain regulatory information, are available at nortonrosefulbright.com.



HARRIS COUNTY CONSTABLE, PRECINCT 4

CONSTABLE MARK HERMAN

"Proudly Serving the Citizens of Precinct 4"

6831 Cypresswood Drive ★ Spring, Texas 77379 ★ (281) 376-3472 ★ www.ConstablePct4.com

Monthly Contract Stats

HARRIS CO MUNICIPAL UTILITY DIST #109

For February 2021

Categories

Burglary Habitation: 1	Burglary Vehicle: 5	Theft Habitation: 1
Theft Vehicle: 2	Theft Other: 3	Robbery: 0
Assault: 1	Sexual Assault: 0	Criminal Mischief: 2
Disturbance Family: 9	Disturbance Juvenile: 0	Disturbance Other: 0
Alarms: 29	Suspicious Vehicles: 15	Suspicious Persons: 17
Runaways: 1	Phone Harrassment: 1	Other Calls: 594

Detailed Statistics By Deputy

Unit Number	Contract Calls	District Calls	Reports Taken	Felony Arrests	Misd Arrests	Tickets Issued	Recovered Property	Charges Filed	Mileage Driven	Days Worked
E112	44	18	13	0	2	20	0	2	848	15
E113	77	6	9	1	0	30	0	1	1120	19
TOTAL	121	24	22	1	2	50	0	3	1968	34

Summary of Events

Alarms:

Deputies responded to 29 alarm calls.

Checks:

Deputies conducted 333 combined park checks, neighborhood checks, MUD, and other miscellaneous checks.

Traffic Enforcement:

Deputies conducted numerous traffic stops and traffic initiatives throughout the contract during the month in the interest of public safety, and in an attempt to reduce the risk of motor vehicle accidents.

Burglary Habitation:

19400 Dee Oaks Dr – Deputy responded to a burglary of a building call. Investigation revealed unknown suspect (s) unlawfully entered their unlocked, detached garage, and into the unlocked

vehicle, stole change, and fled undetected.

Burglary Vehicle:

5300 Deer Timbers Trail – Deputy responded to a Burglary of a Motor Vehicle type call. Investigation revealed owner left vehicle unsecured, unknown suspect(s) entered the vehicle removing the owners wallet without her consent and fled in an unknown direction. Report generated.

5300 Deer Timbers Trail. – Deputy responded to a Burglary of a Motor Vehicle type call. Investigation revealed owner left the vehicle unsecured. Video footage revealed a Hispanic male enter the vehicle without owner's consent and fled in an unknown direction.

18800 Shay Ln – Deputy responded to a Burglary of a Motor Vehicle type call. Investigation revealed an unknown suspect(s) entered the secured vehicle in an attempt to steal the vehicle but were unsuccessful and fled in an unknown direction. Report generated.

20000 Misty Pines Dr. – Deputy responded to a Burglary of a Motor Vehicle type call. Investigation revealed an unknown suspect(s) entered an unlocked vehicle removing property from inside without owners consent then fled in an unknown direction. Report generated.

5400 Heronwood Dr – Deputy responded to a Burglary of a Motor Vehicle type call. Investigation revealed owner left the vehicle unsecured, unknown suspect (s) entered the vehicle, stole property, and fled undetected.

Theft Residence:

19400 Dee Oaks Dr- Deputy was dispatched to theft of residence. Investigation revealed that unknown suspect stole property from inside residence and left undetected. Complainant suspected her cleaning lady.

Theft Vehicle:

4500 FM 1960 Rd. E. – Deputy responded to a Theft Vehicle type call. Investigation revealed customer failed to return a rental vehicle. Report generated.

5400 Heronwood Dr. – Deputy responded to a Theft Vehicle type call. Investigation revealed Complainant reported her vehicle stolen. Report generated.

Theft Other:

20600 Kings Timber Trl – Deputy responded to a theft other call. Investigation revealed unknown suspect (s) stole the complainant's tires from their vehicle and fled undetected.

5906 Gnarled Oaks Ct– Deputy was dispatched to a theft call. Investigation revealed unknown suspect in stole the vehicle's tailgate and left undetected. No video surveillance was available.

5700 Green Timbers Dr- Deputy responded to a theft other call. Investigation revealed that unknown suspect took a mail package from the front entrance without consent. Victim also reported having their identity used without consent to gain financial benefit.

Assault:

20000 Timber Forest Dr. - Deputy responded to an Assault type call. Investigation revealed Intoxicated male was assaulted a person. Charges were declined. The intoxicated male was later transported to a hospital.

Criminal Mischief:

5300 Deer Timbers Trl. – Deputy responded to a Criminal Mischief type call. Investigation revealed vehicle owner believed a pedestrian in the area put something in her vehicle. Report generated.

5300 FM 1960 Rd. E. – Deputy responded to a Criminal Mischief type call. Investigation revealed an unknown suspect(s) caused damage to a parked vehicle. Report generated.

Disturbance Family:

18600 Artesian Way – Deputy responded to a family disturbance call. Investigation revealed the father wanted to report possible abuse against child's mother however charges were declined and CPS was notified.

20100 Big Timber Dr. – Deputy responded to a Disturbance Family type call. Investigation revealed a verbal altercation between parties moving out. There were no charges filed due to conflicting stories. Report generated.

20000 Timber Forest Dr. – Deputy responded to a Disturbance Family type call. Investigation revealed adult son assaulted elderly parent. Charges were filed and suspect was arrested. Report generated.

20000 Big Timber Dr. – Deputy responded to a Disturbance Family type call. Investigation revealed suspect violated a protective order. Charges were accepted and suspect was arrested. Report generated.

19300 Flaxwood Dr. – Deputy responded to a family disturbance. Investigation revealed family members engaged in an altercation that became physical and ended without injury. The district attorney's office declined charges.

5300 Misty Moon Dr – Deputy responded to a family disturbance. Investigation revealed family members had a verbal altercation and one party accused the other of a civil issue.

5200 Enchanted Timbers Dr – Deputy responded to a family disturbance. Investigation revealed family members had a verbal altercation.

19700 Oak Branch Ct– Deputy responded to a family disturbance. Investigation revealed two subjects engaged in a physical altercation. The District Attorney's Office was contacted and declined charges.

19700 Oak Branch Ct– Deputy responded to a family disturbance. Investigation revealed two subjects engaged in a physical altercation. The District Attorney's Office was contacted and declined charges.

Suspicious Vehicle:

Contract patrol deputies responded to 15 suspicious vehicles within the community that were

investigated and cleared without incident.

Suspicious Person:

Contract patrol deputies responded to 17 suspicious person calls within the community that were investigated and cleared without incident.

Runaways:

19900 Big Timber Dr. – Deputy responded to a Runaway type call. Investigation revealed Complainant reported a juvenile as a runaway. Juvenile was located. Report generated.

Phone Harassment:

18700 Shay Ln. – Deputy responded to a Telephone Harassment type call. Investigation revealed a known subject was sending harassing texts. Report generated.

Other Calls

5400 Heronwood Dr. – Deputy responded to a Mental Health type call. Investigation revealed a Consumer having a mental crisis. Consumer was transported to a facility for treatment. Report generated.

20100 Misty Pines Dr. – Deputy responded to a Mental Health type call. Investigation revealed a Consumer having a mental crisis. Consumer was transported to a facility for treatment. Report generated.

19200 Lakeshire St. – Deputy responded to a Mental Health type call. Investigation revealed a Consumer having a mental crisis. Consumer was transported to a facility for treatment . Report generated.

20200 Dawn Mist Dr. - Deputy responded to a Mental Health type call. Investigation revealed a Consumer having a mental crisis. Consumer was transported to a facility for treatment. Report generated.

5400 Dove Forest Ln. - Deputy responded to a Fraudulent Use of ID type call. Investigation revealed unknown suspect(s) opened lines of credit in Complainant's name. Report generated.

5600 FM 1960 Rd. E. – Deputy responded to a Found Property type call. Investigation revealed a previous guest left fake money in a pillow case upon checking out. Report generated.

5300 Deer Timbers Trl. – Deputy responded to a Vehicle Recovery type call. Investigation revealed a vehicle that was stolen was found parked on the street and returned to the owner.

20000 Timber Forest Dr. – Deputy responded to an Information type call. Parent wanted to report that her child bought tobacco at a local store.

5300 Deer Timbers Trl. - Deputy responded to a Vehicle Recovery type call. Investigation revealed a previously reported stolen vehicle was located and recovered. Report generated.

4000 FM 1960 Rd. E. – Deputy responded to a DWI type call. Investigation revealed an intoxicated male crashed in to a stopped vehicle. Report generated.

19100 Lakeshire Dr. – Deputy responded to a DWI type call. Investigation revealed an intoxicated male riding a motorcycle. Report generated..

20600 W. Lake Houston Pkwy. – Deputy responded to a Suspicious Person type call. Investigation revealed an Intoxicated male. Male was transported to the sobering center. Report generated.

5400 FM 1960 Rd. E. – Deputy responded to a disturbance call. Investigation revealed a male was causing a disturbance at a business and was trespassed from the location.

5400 Deer Timbers Dr. – Deputy responded to a Disturbance Other type call. Investigation revealed an unknown suspect had a verbal altercation with Complainant. Report generated

5800 FM 1960 Rd. E. – Deputy responded to a Disturbance Other type call. Investigation revealed a verbal altercation between customer and owner. Report generated.

5800 Ancient Oaks Dr- Deputy was dispatched to meet the citizen. The resident wanted to report suspicious activity next door.

5700 Forest Timbers Dr- Investigator was dispatched to illegal dumping call. Household items were found to be illegally dumped in and around a "RECYCLE ONLY" dumpster. Environmental Crimes unit is following up on leads.

5400 Timbers Trail Dr – Deputy responded to a missing person call. Family member reported an adult had not returned. The adult returned later that day in good health.

5800 Ancient Oaks Dr – Deputy responded to an animal complaint. The owner of the dog was cited for dog at large after it broke through the fence and went into a neighbor's yard.

5300 Green Timbers Dr. – Deputy responded to an aggressive animal call. Investigation revealed a juvenile sustained a minor injury to their hand while breaking up two dogs that were fighting.

Harris County Municipal Utility District Number 109

Tax Collector's Report

Table of Contents

February 28, 2021

Cash Receipts and Disbursements	Page 1
Taxes Receivable Summary	Pages 2-3
Tax Collections Detail	Page 4
Taxes Receivable Detail	Pages 5-6

Disbursements for March 16, 2021:

#2096: Ad Valorem Appraisals Inc; Tax A/C Fee-3/2021	\$2,848.43
#2097: Perdue, Brandon, Fielder, Collins & Mott; Tax Atty Fee-2/2021	925.34
#2098: Harris County Appraisal District; Quarterly Assessment	5,729.00
#2099: Arthur J Gallagher Risk; Tax A/C Bond	<u>250.00</u>
Total Disbursements for March 16, 2021	<u>\$9,752.77</u>

Harris County Municipal Utility District Number 109

Tax Collector's Report
Current Period Covered: February 1, 2021 to February 28, 2021
Fiscal Year Beginning: June 1, 2020

<u>Cash Receipts and Disbursements</u>	<u>Current Period</u>	<u>Year to Date</u>
Cash Balance at Beginning of Period	\$923,877.39	\$284,759.24
Collections:		
2020 Tax Collections	84,761.61	2,936,180.20
2019 Tax Collections	2,753.34	81,752.69
2018 Tax Collections	71.23	5,806.91
2017 Tax Collections	139.00	1,932.08
2016 Tax Collections	0.00	-285.06
2006 Tax Collections	0.00	1,067.64
2005 Tax Collections	0.00	365.46
2004 Tax Collections	0.00	243.60
2003 Tax Collections	0.00	227.64
2002 Tax Collections	0.00	158.16
Penalty and Interest	4,707.64	22,077.07
Tax Attorney Fees	925.34	14,931.44
Overpayments	0.00	16,846.23
Interest Earned	<u>99.00</u>	<u>537.14</u>
Total Collections	93,457.16	3,081,841.20
Disbursements:		
Tax Assessor-Collector Fee	2,848.43	25,635.87
Tax Assessor-Collector Bond	0.00	250.00
Tax Attorney Fee	508.91	14,615.36
Data Processing Charges	0.00	4,019.25
Publication Cost	0.00	599.00
Appraisal District Quarterly Fee	0.00	17,354.49
Transfer to Bond Fund	525,000.00	2,026,071.40
Transfer to Maintenance Fund	275,000.00	1,053,928.57
Refund Overpayments	<u>3,686.92</u>	<u>13,836.21</u>
Total Disbursements	<u>807,044.26</u>	<u>3,156,310.15</u>
Cash Balance at End of Period	<u>\$210,290.29</u>	<u>\$210,290.29</u>

Harris County Municipal Utility District Number 109

Tax Collector's Report Taxes Receivable Summary as of February 28, 2021

Taxes Receivable by Year

<u>Year</u>	<u>Adjusted Tax Levy</u>	<u>Collections To Date</u>	<u>Taxes Receivable</u>	<u>Percent Collected</u>
2020	\$3,167,027.04	\$2,936,180.20	\$230,846.84	92.71%
2019	3,077,320.83	3,039,754.01	37,566.82	98.78%
2018	2,907,289.36	2,890,295.22	16,994.14	99.42%
2017	2,895,673.63	2,883,390.34	12,283.29	99.58%
2016	2,808,753.01	2,800,142.63	8,610.38	99.69%
2015	2,573,712.76	2,566,437.03	7,275.73	99.72%
2014	2,301,769.82	2,295,749.86	6,019.96	99.74%
2013	2,097,527.32	2,092,901.91	4,625.41	99.78%
2012	2,071,519.13	2,068,010.99	3,508.14	99.83%
2011	2,121,714.06	2,118,584.76	3,129.30	99.85%
2010	2,138,895.52	2,135,737.86	3,157.66	99.85%
2009	2,160,628.25	2,157,589.91	3,038.34	99.86%
2008	2,142,045.24	2,139,597.48	2,447.76	99.89%
2007	2,084,977.70	2,082,208.47	2,769.23	99.87%
2006	2,108,720.67	2,106,415.30	2,305.37	99.89%
2005	2,197,283.24	2,195,543.57	1,739.67	99.92%
2004	2,010,295.69	2,007,622.69	2,673.00	99.87%
2003	1,863,011.08	1,860,553.26	2,457.82	99.87%
2002	1,743,166.99	1,742,780.89	386.10	99.98%
2001	1,705,006.18	1,704,772.45	233.73	99.99%
2000	1,630,288.09	1,630,151.22	136.87	99.99%
1999	1,482,019.84	1,481,978.10	41.74	100.00%
1998	1,346,040.98	1,345,882.41	158.57	99.99%
1997	1,218,889.39	1,218,854.71	34.68	100.00%
1996	1,156,053.10	1,156,015.39	37.71	100.00%
1995	1,130,565.24	1,130,545.88	19.36	100.00%
1994	1,124,058.85	1,124,058.85	0.00	100.00%
1993	1,075,288.28	1,075,288.28	0.00	100.00%
1992	1,056,792.83	1,056,792.83	0.00	100.00%
1991	1,062,453.27	1,062,453.27	0.00	100.00%
1990	918,308.87	918,308.87	0.00	100.00%
1989	894,403.45	894,403.45	0.00	100.00%
1988	856,779.83	856,779.83	0.00	100.00%
1987	853,204.06	853,204.06	0.00	100.00%
1986	857,037.29	857,037.29	0.00	100.00%
1985	793,674.23	793,674.23	0.00	100.00%
1984	760,460.05	760,460.05	0.00	100.00%
1982	<u>561,303.52</u>	<u>561,303.52</u>	<u>0.00</u>	<u>100.00%</u>
Totals	<u>\$64,953,958.69</u>	<u>\$64,601,461.07</u>	<u>\$352,497.62</u>	<u>99.46%</u>

Harris County Municipal Utility District Number 109

Tax Collector's Report Taxes Receivable Summary as of February 28, 2021

Tax Roll Information

<u>Year</u>	<u>Taxable Value</u>	<u>Annual Change</u>	<u>Debt Tax Rate</u>	<u>Maintenance Tax Rate</u>	<u>Total Tax Rate</u>	<u>Exemptions</u>
2020	659,797,320	2.91%	0.31500	0.16500	0.48000	25,000 O/D
2019	641,110,286	8.05%	0.32000	0.16000	0.48000	25,000 O/D
2018	593,324,297	2.45%	0.36000	0.13000	0.49000	10,000 O/D
2017	579,133,338	7.22%	0.36000	0.14000	0.50000	10,000 O/D
2016	540,148,676	9.13%	0.41000	0.11000	0.52000	10,000 O/D
2015	494,944,745	11.81%	0.39000	0.13000	0.52000	10,000 O/D
2014	442,648,062	9.74%	0.39000	0.13000	0.52000	10,000 O/D
2013	403,370,606	1.26%	0.42000	0.10000	0.52000	10,000 O/D
2012	398,369,066	-2.37%	0.42000	0.10000	0.52000	10,000 O/D
2011	408,021,927	-0.80%	0.42000	0.10000	0.52000	10,000 O/D
2010	411,326,061	-1.01%	0.42000	0.10000	0.52000	10,000 O/D
2009	415,504,618	0.87%	0.42000	0.10000	0.52000	10,000 O/D
2008	411,931,758	2.74%	0.42000	0.10000	0.52000	10,000 O/D
2007	400,957,245	6.48%	0.42000	0.10000	0.52000	10,000 O/D
2006	376,557,265	2.83%	0.46000	0.10000	0.56000	10,000 O/D
2005	366,208,721	9.30%	0.50000	0.10000	0.60000	10,000 O/D
2004	335,049,282	7.91%	0.50000	0.10000	0.60000	10,000 O/D
2003	310,501,847	6.88%	0.50000	0.10000	0.60000	10,000 O/D
2002	290,527,832	5.63%	0.50000	0.10000	0.60000	10,000 O/D
2001	275,035,288	9.50%	0.52000	0.10000	0.62000	10,000 O/D
2000	251,170,142	15.23%	0.57367	0.07547	0.64914	10,000 O/D
1999	217,977,950	10.11%	0.60460	0.07540	0.68000	10,000 O/D
1998	197,957,174	10.43%	0.63000	0.05000	0.68000	10,000 O/D
1997	179,258,410	3.88%	0.63000	0.05000	0.68000	10,000 O/D
1996	172,555,210	2.26%	0.62000	0.05000	0.67000	10,000 O/D
1995	168,741,080	2.08%	0.62000	0.05000	0.67000	10,000 O/D
1994	165,302,770	4.54%	0.63000	0.05000	0.68000	10,000 O/D
1993	158,130,630	3.99%	0.63000	0.05000	0.68000	10,000 O/D
1992	152,056,520	-0.53%	0.64500	0.05000	0.69500	10,000 O/D
1991	152,870,970	6.44%	0.64500	0.05000	0.69500	10,000 O/D
1990	143,620,410	4.37%	0.58940	0.05000	0.63940	10,000 O/D
1989	137,600,530	4.39%	0.60000	0.05000	0.65000	10,000 O/D
1988	131,812,280	0.42%	0.60000	0.05000	0.65000	10,000 O/D
1987	131,262,160	-8.11%	0.60000	0.05000	0.65000	10,000 O/D
1986	142,839,550	-1.02%	0.55000	0.05000	0.60000	10,000 O/D
1985	144,304,410	4.37%	0.50000	0.05000	0.55000	10,000 O/D
1984	138,265,460	-1.22%	0.50000	0.05000	0.55000	10,000 O/D
1982	139,975,940	0.00%	0.35100	0.05000	0.40100	10,000 O/D

Harris County Municipal Utility District Number 109

Tax Collector's Report Tax Collections for February, 2021

<u>Property Owner</u>	<u>Account No</u>	<u>Tax Amount</u>	<u>Pen & Int</u>	<u>Atty/Cost</u>	<u>Overpaid</u>	<u>Total Pmt</u>
2020 Tax Collections:						
812 Accounts	Various Accounts	<u>\$84,761.61</u>	<u>\$4,067.53</u>	<u>\$355.47</u>	<u>\$0.00</u>	<u>\$89,184.61</u>
Total 2020 Tax Collections		<u>\$84,761.61</u>	<u>\$4,067.53</u>	<u>\$355.47</u>	<u>\$0.00</u>	<u>\$89,184.61</u>
2019 Tax Collections:						
Johnson Thomas & Barbara	108-498-000-0001	697.91	37.80	0.00	0.00	735.71
Rodriguez Able	114-139-017-0043	66.67	16.66	16.67	0.00	100.00
Tilley Mark	114-350-013-0005	196.04	49.01	49.01	0.00	294.06
Meglic Christina	119-320-001-0010	923.07	230.77	230.77	0.00	1,384.61
Frontier Custom Builders Inc	136-402-001-0016	480.00	120.00	120.00	0.00	720.00
Burk Linda	136-080-003-0008	105.13	26.29	26.28	0.00	157.70
Wilson Monica & Willie	139-765-002-0003	132.96	33.24	33.24	0.00	199.44
Nie Xin	139-765-002-0017	132.96	33.24	33.24	0.00	199.44
Watermill Express LLC	0799121	16.20	0.00	0.00	0.00	16.20
Tesla Inc	2329054	<u>2.40</u>	<u>0.00</u>	<u>0.00</u>	<u>0.00</u>	<u>2.40</u>
Total 2019 Tax Collections		<u>\$2,753.34</u>	<u>\$547.01</u>	<u>\$509.21</u>	<u>\$0.00</u>	<u>\$3,809.56</u>
2018 Tax Collections:						
Frontier Custom Builders Inc	136-402-001-0016	<u>\$71.23</u>	<u>\$26.36</u>	<u>\$19.52</u>	<u>\$0.00</u>	<u>\$117.11</u>
Total 2018 Tax Collections		<u>\$71.23</u>	<u>\$26.36</u>	<u>\$19.52</u>	<u>\$0.00</u>	<u>\$117.11</u>
2017 Tax Collections:						
Gloria Simon & Maria	113-135-000-0013	119.41	58.51	35.58	0.00	213.50
Olveda Salvador	119-320-001-0004	<u>19.59</u>	<u>8.23</u>	<u>5.56</u>	<u>0.00</u>	<u>33.38</u>
Total 2017 Tax Collections		<u>\$139.00</u>	<u>\$66.74</u>	<u>\$41.14</u>	<u>\$0.00</u>	<u>\$246.88</u>
Summary of Other Collections			<u>\$4,707.64</u>	<u>\$925.34</u>	<u>\$0.00</u>	93,358.16
Interest Earnings						<u>99.00</u>
Total Collected during Month						<u>\$93,457.16</u>

Harris County Municipal Utility District Number 109

Tax Collector's Report Taxes Receivable Detail as of February 28, 2021

<u>Property Owner</u>	<u>Account No.</u>	<u>2019 Tax</u>	<u>2018 Tax</u>	<u>2017 Tax</u>	<u>2016 Tax</u>	<u>Prior Yrs</u>
Guniganti Prabhakar	045-005-000-0125	\$0.00	\$0.81	\$0.00	\$0.00	\$0.00
D:Vineyard Travis & Danella	102-065-000-0007	552.96	581.84	593.71	617.46	1,017.41
Extreme Remodeling LLC	102-066-000-0020	4.20	4.29	4.38	4.55	0.00
State of Texas	102-066-000-0021	0.00	1.76	0.00	0.00	0.00
Gaddis John M	102-068-000-0021	758.83	0.00	0.00	0.00	0.00
D:Catlin Steven L	102-069-000-0004	89.07	77.52	0.00	0.00	0.00
P:Sweeney Bryan A	108-492-000-0020	0.00	0.00	577.03	0.00	0.00
D:Brown-Sullinger Kelly	108-492-000-0027	718.43	758.71	774.20	735.35	762.48
D:Strengel Kris C	108-494-000-0020	747.60	859.70	868.56	816.45	4,533.36
S:Wilson Rita J	108-494-000-0037	704.47	0.00	0.00	0.00	0.00
Shankshatch Melanie A	108-497-000-0005	792.13	0.00	0.00	0.00	0.00
Wilson Dewey M	108-497-000-0032	603.40	708.16	722.61	682.71	0.00
State of Texas	108-497-000-0047	0.00	23.50	0.00	0.00	0.00
Gardner Thomas W & Joan	108-498-000-0017	698.04	0.00	0.00	0.00	0.00
D:Key Sherry R	109-142-000-0001	484.90	360.88	123.40	0.00	0.00
S:Cruz Sara	109-142-000-0006	0.00	0.00	579.11	499.20	0.00
D:Cartwright Ed & Diane	109-142-000-0034	526.44	550.92	533.51	499.68	2,196.14
D:Brokaw Sharon	109-144-000-0002	444.96	475.30	0.00	496.33	0.00
Deutsche Bank National Tru	109-144-000-0007	660.75	0.00	0.00	0.00	0.00
S:Deyle Kurt	111-527-000-0010	611.68	576.66	210.95	0.00	0.00
Deyle Kurt	111-527-000-0013	0.00	0.00	0.00	532.95	640.96
Dupree Ruth J Estate	111-530-000-0011	518.57	0.00	0.00	0.00	0.00
Barbosa Jose A Jr & Claudia	111-766-000-0024	892.05	0.00	0.00	0.00	0.00
Brown Joseph J Jr & Caroly	113-132-000-0010	237.96	0.00	0.00	0.00	0.00
Smith James D	113-133-000-0026	576.26	0.00	0.00	0.00	0.00
Gloria Simon & Maria	113-135-000-0013	669.56	621.37	0.00	0.00	0.00
Echevarria Pablo Luis	113-137-000-0014	567.29	0.00	0.00	0.00	0.00
Warmuth John J	113-142-000-0028	0.00	50.00	0.00	0.00	0.00
Bjornaas Kevin Estate	114-139-009-0007	661.00	578.20	0.00	0.00	0.00
S:Jackson Keshell	114-139-009-0015	652.30	612.80	625.31	620.03	0.00
Chicosky Gregory P	114-139-010-0017	563.41	0.00	0.00	0.00	0.00
D:Paxton Roy C & Debbie M	114-139-010-0036	379.35	0.00	188.48	0.00	0.00
D:Gonzalez Virginia	114-139-015-0003	487.49	527.53	488.00	0.00	0.00
Geibe Virginia	114-139-015-0004	477.24	0.00	0.00	0.00	0.00
D:Cook Julia S	114-139-015-0036	432.25	468.45	478.01	471.60	1,481.13
Seward B Randolph	114-139-017-0014	418.15	463.62	0.00	0.00	0.00
P:Rodriguez Able	114-139-017-0043	336.02	0.00	0.00	0.00	0.00
Routh Ronald & Sarah	114-350-013-0028	916.52	0.00	0.00	0.00	0.00
Cruz Rosa L	114-350-015-0008	0.00	305.50	0.00	0.00	0.00
Jones Edward A & Agnes	114-350-015-0047	0.00	0.00	0.00	0.78	0.00
Blow Frederick E & Cheryl	114-350-015-0118	0.00	1,036.24	1,057.39	0.00	0.00
D:Harris Virginia B	114-350-016-0083	855.21	868.88	844.16	794.67	1,857.00
State of Texas	115-346-000-0002	0.00	8.33	0.00	0.00	0.00
Mangini Debra D	115-511-021-0031	1,038.86	0.00	0.00	0.00	0.00
S:Mitchem Anna M	115-511-021-0036	1,086.42	957.26	926.80	0.00	0.00
State of Texas	115-813-000-0005	0.00	2.00	0.00	0.00	0.00
State of Texas	116-275-000-0416	0.00	91.06	0.00	0.00	0.00
Continental Land Owners	116-276-000-0312	0.48	0.49	0.00	0.00	0.00
Kingwood Glen HOA Inc	118-705-001-0061	0.48	0.00	0.00	0.00	0.00
Harris Jack L & Diana L	119-848-003-0002	895.66	916.39	0.00	0.00	0.00
P:Burk Linda	136-080-003-0008	720.37	0.00	0.00	0.00	0.00
P:Frontier Custom Builders	136-402-001-0001	3,379.24	621.32	0.00	0.00	0.00
Frontier Custom Builders In	136-402-001-0002	12.83	0.00	0.00	0.00	0.00

Harris County Municipal Utility District Number 109

Tax Collector's Report Taxes Receivable Detail as of February 28, 2021

Property Owner	Account No.	2019 Tax	2018 Tax	2017 Tax	2016 Tax	Prior Yrs
Frontier Custom Builders Inc	136-402-001-0003	11.90	0.00	0.00	0.00	0.00
P:Frontier Custom Builders	136-402-001-0005	0.00	25.82	0.00	0.00	0.00
P:Frontier Custom Builders	136-402-001-0006	480.00	97.05	0.00	0.00	0.00
P:Frontier Custom Builders	136-402-001-0007	480.00	97.05	0.00	0.00	0.00
Frontier Custom Builders Inc	136-402-001-0008	17.10	0.00	0.00	0.00	0.00
Frontier Custom Builders Inc	136-402-001-0009	17.10	0.00	0.00	0.00	0.00
P:Frontier Custom Builders	136-402-001-0010	480.00	97.05	0.00	0.00	0.00
P:Frontier Custom Builders	136-402-001-0011	480.00	97.05	0.00	0.00	0.00
P:Frontier Custom Builders	136-402-001-0012	33.78	0.00	97.04	100.14	0.00
Frontier Custom Builders Inc	136-402-001-0013	13.86	0.00	0.00	0.00	0.00
P:Frontier Custom Builders	136-402-001-0014	480.00	97.05	0.00	0.00	0.00
P:Frontier Custom Builders	136-402-001-0015	480.00	97.05	0.00	0.00	0.00
P:Frontier Custom Builders	136-402-001-0016	0.00	25.82	0.00	0.00	0.00
P:Frontier Custom Builders	136-402-001-0018	480.00	97.05	0.00	0.00	0.00
P:Frontier Custom Builders	136-402-001-0019	480.00	97.05	0.00	0.00	0.00
P:Frontier Custom Builders	136-402-001-0020	552.44	97.05	0.00	0.00	0.00
P:Frontier Custom Builders	136-402-002-0008	0.00	0.00	31.19	0.00	0.00
P:Frontier Custom Builders	136-402-002-0011	3,788.44	597.30	0.00	0.00	0.00
S:Marks Nathaniel	136-402-002-0012	368.25	375.92	0.00	0.00	0.00
State of Texas	137-755-001-0003	99.70	0.00	0.00	0.00	0.00
Allstate Insurance Company	0435798	81.25	0.00	0.00	0.00	0.00
Sears Holdings	2048505	1,714.12	0.00	0.00	0.00	0.00
Digital Professionals Compu	2064780	21.63	21.89	22.15	22.89	44.79
Compro Tax	2128836	8.27	0.00	0.00	0.00	0.00
B & L Capital Inc	2154083	15.90	24.08	27.55	28.66	82.99
Kevin R Culp	2157330	43.58	46.42	52.56	57.45	166.38
Dupree Express Trucking	2172915	86.07	99.37	223.95	257.90	4.17
Motolease Financial LLC	2200564	21.52	0.00	0.00	0.00	0.00
ARC Insurance Agency	2209050	43.75	44.66	45.57	47.39	0.00
Jemes Lewis	2213148	31.25	39.75	89.38	99.06	0.00
Newtex Wine and Spirit	2248152	319.27	319.90	320.09	0.00	0.00
RB Mobile Repair	2274611	86.44	86.77	0.00	0.00	0.00
XCL Titling Trust	2275057	0.00	42.80	0.00	0.00	0.00
JM and MS Inc	2275721	475.71	476.44	476.50	0.00	0.00
Taquera Las Maragitas LLC	2281228	140.33	142.75	0.00	0.00	0.00
Metro PCS	2287557	45.43	45.71	0.00	0.00	0.00
Humble Kitchen & Bath Inc	2287561	110.55	110.71	0.00	0.00	0.00
Phones-R-Us Inc	2289501	54.29	54.59	0.00	0.00	0.00
Angie's Mexican & Seafood	2289580	50.80	51.79	52.77	0.00	0.00
Educational Advantage III LI	2290641	59.92	0.00	0.00	0.00	0.00
Tempoe	2325344	0.00	223.04	0.00	0.00	0.00
Kelly Transporation Services	2322228	162.61	0.00	0.00	0.00	0.00
Prior Yrs Personal Property		78.73	155.67	1,248.93	1,225.13	19,895.37
Total Receivable		\$37,566.82	\$16,994.14	\$12,283.29	\$8,610.38	\$32,682.18



MUNICIPAL ACCOUNTS
& CONSULTING, L.P.

Harris County Municipal Utility District No. 109

Bookkeeper's Report

March 16, 2021

Harris County MUD No 109 - GOF
Cash Flow Report - Checking Account
 As of March 16, 2021

Num	Name	Memo	Amount	Balance
BALANCE AS OF 02/20/2021				\$77,862.51
Receipts				
	HC 151 Water Supply		3,215.55	
	Insurance Dividend		94.77	
	Interest Earned on Checking		44.97	
	Accounts Receivable		46,237.02	
	Accounts Receivable		114,908.18	
	Bank Deposit Error		0.67	
	Maintenance Tax Collections		275,000.00	
	City of Houston Rebate - December		7,490.09	
Total Receipts			446,991.25	446,991.25
Disbursements				
14478	Norma Davis	VOID: Deposit Refund - (\$56.80)	0.00	
14499	Harris County Treasurer	Patrol Services	(24,790.00)	
14546	Century Link	Telephone Expense	(874.71)	
14547	Hudson Energy	Utilities Expense	(9,194.41)	
14548	NHCRWA	Water Authority Fees	(97,486.50)	
14549	WCA Waste	Garbage Expense	(95.35)	
14552	Cheryl C. Moore	Fees of Office - 3/16/2021	(138.52)	
14553	Chris Green	Fees of Office - 3/16/2021	(138.52)	
14554	Nancy Frank	Fees of Office - 3/16/2021	(138.52)	
14555	Owen H. Parker	Fees of Office - 3/16/2021	(138.53)	
14556	Robin Sulpizio	Fees of Office - 3/16/2021	(138.52)	
14557	Cheryl C. Moore	Expenses	(29.95)	
14558	Chris Green	Fees of Office 2/13, 3/1/2021 & Expenses	(341.35)	
14559	Nancy Frank	Expenses	(29.95)	
14560	Owen H. Parker	Fees of Office - 2/17, 2/22, 3/1, 3/8/2021 & Expe	(594.34)	
14561	Robin Sulpizio	Expenses	(65.00)	
14562	Alvaro & Ana Perales	Deposit Refund	(96.34)	
14563	Bibiche Thangu	Deposit Refund	(53.34)	
14564	Donald Kotowych	Overpyament Refund	(47.00)	
14565	Erica Boston	Deposit Refund	(37.94)	
14566	Hannah Mueller	Deposit Refund	(5.54)	
14567	Jaysa L Bookwalter	Deposit Refund	(187.00)	
14568	Jonathan James	Deposit Refund	(17.26)	
14569	Kevin Jackson	Deposit Refund	(163.94)	
14570	Main Street Renewal, LLC	Deposit Refund	(63.00)	
14571	Maria & Jeremiah Golla	Deposit Refund	(57.54)	
14572	Mark Northrup	Overpayment Refund	(49.80)	
14573	Matry Session	Deposit Refund	(76.34)	
14574	Patsy Lee Moore	Deposit Refund	(27.14)	
14575	Real Property Management	Deposit Refund	(183.14)	
14576	Richard Shadowens	Deposit Refund	(46.54)	
14577	Robert R. Flores	Deposit Refund	(8.54)	
14578	Sarah Holladay	Deposit Refund	(150.80)	
14579	Shalene Canning	Deposit Refund	(88.26)	
14580	TAH MS-2 Borrower, LLC	Deposit Refund	(157.54)	
14581	Tiffany Westbrook	Deposit Refund	(77.93)	
14582	Timothy Lund	Deposit Refund	(118.10)	
14583	Norma Davis	Deposit Refund	(56.80)	
14584	Atascocita Joint Operations Board	Schedule B & C Costs	(42,768.96)	

Cash Flow Report - Checking Account

As of March 16, 2021

Num	Name	Memo	Amount	Balance
Disbursements				
14585	BGE, Inc.	Engineering Fees	(13,005.49)	
14586	CDC Unlimited, LLC	Mowing Expense	(1,464.50)	
14587	Centerpoint Energy	Utilities Expense	(473.01)	
14588	Certification Plus	Backflow Prevention Assembly Test & Maintenanc	(160.00)	
14589	DSHS Central Lab MC2004	Laboratory Expense	(268.34)	
14590	DXI Industries	Chemical Expenses	(569.14)	
14591	Generator Service	Maintenance & Repairs	(1,767.50)	
14592	GM Inspection Services	Repairs & Maintenance	(1,375.00)	
14593	Harris County Treasurer	Patrol Services	(12,395.00)	
14594	Municipal Accounts & Consulting, L.P.	Bookkeeping Fees	(2,242.44)	
14595	Napco Chemicals	Chemicals Expense	(1,813.00)	
14596	Norton Rose Fulbright US LLP	Legal Fees	(7,073.66)	
14597	Today's Integration	Security Monitoring	(262.50)	
14598	Water Utility Services, Inc.	Laboratory Fees	(315.00)	
14599	WCA Waste	Garbage Expense	(83.37)	
14600	WWWMS	Maintenance and Operations	(42,931.40)	
14601	Century Link	Telephone Expense	0.00	
14602	Hudson Energy	Utilities Expense	0.00	
14603	NHCRWA	Water Authority Fees	0.00	
14604	WCA Waste	Garbage Expense	0.00	
14605	Grainger	Repairs & Maintenance	(60.07)	
14606	CFG Industries, LLC	Maintenance & Repairs	(2,500.00)	
Fee	BBVA	Service Charge	(18.00)	
Ret Ck	BBVA	Customer Returned Check (2)	(132.80)	
WIRE	Harris County MUD 109	Wire Transfer to Money Market	(170,000.00)	
Total Disbursements				(437,643.18)
BALANCE AS OF 03/16/2021				\$87,210.58

Harris County MUD No 109 - CPF
Cash Flow Report - Checking Account
 As of March 16, 2021

Num	Name	Memo	Amount	Balance
BALANCE AS OF 02/20/2021				\$300.00
Receipts				
	Interest Earned on Checking		0.07	
	Transfer from Money Market - Series 2017		3,050.00	
Total Receipts			<u>3,050.00</u>	3,050.07
Disbursements				
1095	BGE, Inc.	Engineering - WP2 Construction	(3,050.00)	
Fee	BBVA	Service Charge	(0.07)	
Total Disbursements			<u>(3,050.07)</u>	<u>(3,050.07)</u>
BALANCE AS OF 03/16/2021				<u><u>\$300.00</u></u>

Account Balances

As of March 16, 2021

Financial Institution (Acct Number)	Issue Date	Maturity Date	Interest Rate	Account Balance	Notes
Fund: Operating					
Certificates of Deposit					
ALLEGIANCE BANK (XXXX0213)	04/22/2020	04/22/2021	0.85 %	240,000.00	
SPIRIT OF TEXAS BANK (XXXX1856)	03/02/2021	08/29/2021	0.20 %	245,000.00	
THIRD COAST BANK, SSB (XXXX8790)	02/16/2021	09/14/2021	0.35 %	240,000.00	
TEXAS REGIONAL BANK (XXXX3907)	03/02/2021	09/28/2021	0.20 %	245,000.00	
WALLIS BANK (XXXX1242)	02/16/2021	10/15/2021	0.20 %	240,000.00	
VERITEX COMMUNITY BANK (XXXX0447)	11/24/2020	11/24/2021	0.40 %	240,000.00	
BANCORPSOUTH (XXXX8606)	12/22/2020	12/22/2021	0.62 %	240,000.00	
TEXAS CAPITAL BANK (XXXX0459)	01/12/2021	01/12/2022	0.25 %	240,000.00	
FRONTIER BANK (XXXX2232)	01/16/2021	01/16/2022	0.50 %	240,000.00	
PLAINS STATE BANK (XXXX1359)	01/25/2021	01/25/2022	0.35 %	240,000.00	
SOUTH STAR BANK (XXXX0129)	02/19/2021	02/19/2022	0.25 %	240,000.00	
LONE STAR BANK (XXXX2426)	02/27/2021	02/27/2022	0.45 %	240,000.00	
Money Market Funds					
TEXAS CLASS (XXXX0001)	03/22/2017		0.10 %	1,789,307.38	
Checking Account(s)					
BBVA USA-CHECKING (XXXX6351)			0.10 %	87,210.58	Checking Account
Totals for Operating Fund:				\$4,766,517.96	
Fund: Capital Projects					
Money Market Funds					
TEXAS CLASS (XXXX0002)	03/22/2017		0.10 %	2,443,242.10	Series 2017
Checking Account(s)					
BBVA USA-CHECKING (XXXX7755)			0.10 %	300.00	Checking Account
Totals for Capital Projects Fund:				\$2,443,542.10	
Fund: Debt Service					
Certificates of Deposit					
PIONEER BANK-DEBT (XXXX2151)	03/19/2020	03/19/2021	1.14 %	240,000.00	
FRONTIER BANK - DEBT (XXXX2636)	11/03/2020	08/30/2021	0.40 %	240,000.00	
THIRD COAST BANK-DEBT (XXXX6273)	09/21/2020	09/21/2021	0.75 %	240,000.00	
SOUTH STAR BANK-DEBT (XXXX0072)	09/19/2020	09/22/2021	0.60 %	240,000.00	
Money Market Funds					
BBVA USA-DEBT (XXXX7305)	02/15/2017		0.08 %	1,839.05	
TEXAS CLASS (XXXX0003)	03/22/2017		0.10 %	1,898,026.83	
Totals for Debt Service Fund:				\$2,859,865.88	
Grand total for Harris County MUD No. 109:				\$10,069,925.94	

Harris County MUD 109
Capital Projects Fund Breakdown
March 16, 2021

Net Proceeds for All Bond Issues

Receipts

Series 2017 - Bond Proceeds	\$12,100,000.00
Series 2017 - Interest Earnings	237,812.92

Disbursements

Series 2017 - Disbursements (Attached)	(9,894,270.82)
--	----------------

Total Cash Balance	<u><u>\$2,443,542.10</u></u>
---------------------------	-------------------------------------

Balances by Account

Checking - Compass Bank (3518)	\$300.00
Series 2017 MM - Texas Class (0002)	2,443,242.10

Total Cash Balance	<u><u>\$2,443,542.10</u></u>
---------------------------	-------------------------------------

Balances by Bond Series

Series 2017 - Bond Proceeds	\$2,443,542.10
-----------------------------	----------------

Total Cash Balance	<u><u>\$2,443,542.10</u></u>
---------------------------	-------------------------------------

Remaining Costs/Surplus By Bond Series

Series 2017 - Remaining Costs	\$1,700,652.61
Proposed Surplus Project - WP 2 Expansion	742,889.49
Total Amount in Remaining Costs	<u><u>\$2,443,542.10</u></u>

Total Surplus & Interest Balance	\$0.00
---	---------------

Total Remaining Costs/Surplus	<u><u>\$2,443,542.10</u></u>
--------------------------------------	-------------------------------------

HARRIS COUNTY MUD 109
\$12,100,000 SERIES 2017
COST COMPARISON

<u>CONSTRUCTION COSTS</u>	<u>USE OF PROCEEDS</u>	<u>ACTUAL COSTS</u>	<u>REMAINING COSTS</u>	<u>VARIANCE (OVER)/UNDER</u>
A. Developer Items				
1. Rivergrove, Section 1 - Water, Wastewater & Drainage	191,360.00	191,359.51	0.00	0.00
2. Rivergrove, Section 2 - Water, Wastewater & Drainage	125,139.00	125,139.00	0.00	0.00
3. Rivergrove, Section 3 - Water, Wastewater & Drainage	353,345.00	353,344.99	0.00	0.00
4. Rivergrove, Section 4 - Water, Wastewater & Drainage	881,359.00	881,359.20	0.00	0.00
5. Rivergrove Drainage Swales	52,480.00	52,479.50	0.00	0.00
6. Rivergrove, Section 5 - Water, Wastewater & Drainage	668,281.00	603,157.27	0.00	65,123.73
7. Rivergrove, Section 6 - Water, Wastewater & Drainage	427,157.00	403,019.99	0.00	24,137.01
8. Rivergrove Clearing and Grubbing, Sections 1 & 2	33,135.00	33,135.00	0.00	0.00
9. Rivergrove Clearing and Grubbing, Section 3	15,524.00	15,524.00	0.00	0.00
10. Rivergrove Clearing and Grubbing, Section 4	20,155.00	20,154.50	0.00	0.00
11. Rivergrove Clearing and Interim Drainage, Sections 5-6	84,391.00	84,391.25	0.00	0.00
12. Kings Lake Estates Section 8 - Water, Wastewater & Drainage	1,851,399.00	1,851,398.80	0.00	0.00
13. Stormwater Pollution Prevention Plans	206,123.00	134,172.92	0.00	71,950.08
14. Geotechnical Reports and Materials Testing	124,233.00	80,105.42	0.00	44,127.58
15. Contingency	109,543.00	58,257.52	0.00	51,285.48
16. Engineering Fees	706,603.00	706,603.00	0.00	0.00
17. Rivergrove Due Diligence	34,023.00	34,023.41	0.00	0.00
Subtotal Developer Items	<u>5,884,250.00</u>	<u>5,627,625.28</u>	<u>0.00</u>	<u>256,623.88</u>
B. District Items				
1. Kings Lake Estates Lift Station No. 2 Improvements	371,240.00	362,689.62	0.00	8,550.38
2. Kings Lake Estates Lift Station No. 3	460,869.00	417,828.05	0.00	43,040.95
3. Water Plant No. 1 Elevated Storage Tank Recoating	500,000.00	500,000.00	0.00	0.00
4. Water Plant No. 2 Elevated Storage Tank Recoating	500,000.00	500,000.00	0.00	0.00
5. Water Plant No. 2 Buildout	1,600,000.00	0.00	1,600,000.00	0.00
6. Contingencies (10% of Items 1, 3-5)	297,124.00	253,400.00	43,724.00	0.00
7. Engineering (20.89% of Items 1-2)	173,812.00	160,240.92	0.00	13,571.08
8. Engineering (15% of Items 3-5)	390,000.00	333,071.39	56,928.61	0.00
Subtotal District Items	<u>4,293,045.00</u>	<u>2,527,229.98</u>	<u>1,700,652.61</u>	<u>65,162.41</u>
TOTAL CONSTRUCTION COSTS	<u>10,177,295.00</u>	<u>8,154,855.26</u>	<u>1,700,652.61</u>	<u>321,786.29</u>
<u>NON-CONSTRUCTION COSTS</u>				
A. Legal Fees	231,000.00	231,000.00	0.00	0.00
B. Fiscal Agent Fees	242,000.00	242,000.00	0.00	0.00
C. Interest				
1. Capitalized Interest (1 year @ 4.50%)	396,191.00	396,191.41	0.00	0.00
2. Developer Interest	383,273.00	383,272.81	0.00	0.19
D. Bond Discount (3.00%)	262,563.00	262,563.40	0.00	0.00
E. Bond Issuance Expenses	28,854.00	28,854.00	0.00	0.00
F. Attorney General Fee	9,500.00	9,500.00	0.00	0.00
G. TCEQ Bond Issuance Fee	30,250.00	30,250.00	0.00	0.00
H. Bond Application Report Cost	45,000.00	45,000.00	0.00	0.00
I. Rivergrove Studies	45,328.00	45,328.00	0.00	0.00
J. Contingency	248,746.00	65,455.94	0.00	183,290.06
TOTAL NON-CONSTRUCTION COSTS	<u>1,922,705.00</u>	<u>1,739,415.56</u>	<u>0.00</u>	<u>183,290.25</u>
TOTAL BOND ISSUE REQUIREMENT	<u>12,100,000.00</u>	<u>9,894,270.82</u>	<u>1,700,652.61</u>	<u>505,076.54</u>

Interest Earned 237,812.92

Total Surplus & Interest 742,889.49

Total Remaining Bond Funds 2,443,542.10

Harris County MUD No 109 - GOF
 Actual vs. Budget Comparison

February 2021

		February 2021			June 2020 - February 2021			Annual
		Actual	Budget	Over/(Under)	Actual	Budget	Over/(Under)	Budget
Revenues								
14110	Water - Customer Service Revenu	40,521	40,000	521	399,309	423,000	(23,691)	559,000
14112	Surface Water - Reserve	82,001	78,000	4,001	871,403	848,000	23,403	1,116,000
14140	Connection Fees	475	2,167	(1,692)	7,475	19,500	(12,025)	26,000
14150	Tap Connections	0	0	0	0	0	0	31,650
14210	Sewer - Customer Service Fee	52,798	53,500	(702)	476,220	481,500	(5,280)	642,000
14220	Inspection Fees	761	2,000	(1,239)	6,879	18,000	(11,121)	24,000
14310	Penalties & Interest	0	6,750	(6,750)	1,139	60,750	(59,611)	81,000
14330	Miscellaneous Income	95	100	(5)	2,424	900	1,524	1,200
14340	COH Rebate	6,362	5,917	446	61,886	53,250	8,636	71,000
14350	Maintenance Tax Collections	275,000	225,500	49,500	1,053,929	1,004,500	49,429	1,004,500
14370	Interest Earned on Temp. Invest	4,399	3,664	735	43,955	32,974	10,981	43,965
14380	Interest Earned on Checking	45	50	(5)	304	450	(146)	600
14650	Water Sales to HC 151	829	700	129	7,629	6,300	1,329	8,400
Total Revenues		463,285	418,347	44,938	2,932,552	2,949,124	(16,572)	3,609,315
Expenditures								
16010	Operations - Water	6,928	6,942	(14)	62,309	62,475	(166)	83,300
16030	Operations - Sewer	2,288	2,292	(4)	20,546	20,625	(79)	27,500
16110	Tap Connection Expense	0	0	0	0	0	0	15,825
16120	Surface Water Fee	97,487	78,000	19,487	988,337	848,000	140,337	1,116,000
16130	Maintenance & Repairs - Water	13,971	39,217	(25,246)	316,211	352,950	(36,739)	470,600
16140	Chemicals - Water	2,382	2,242	140	32,296	20,175	12,121	26,900
16150	Laboratory Expense - Water	315	417	(102)	2,925	3,750	(825)	5,000
16160	Utilities	9,667	8,350	1,317	84,319	75,150	9,169	100,200
16180	Reconnections	400	892	(492)	5,690	8,025	(2,335)	10,700
16190	Disconnect Expense	0	283	(283)	60	2,550	(2,490)	3,400
16200	Mowing - Water	771	1,067	(295)	10,617	9,600	1,017	12,800
16210	Inspection Expense	0	1,033	(1,033)	840	9,300	(8,460)	12,400
16220	Purchase Sewer Service	42,816	34,237	8,579	386,118	308,136	77,982	410,848
16230	Maintenance & Repairs - Sewer	14,878	19,367	(4,489)	169,134	174,300	(5,166)	232,400
16240	Chemicals - Sewer	0	0	0	372	0	372	0
16250	Lab Fees - Sewer	268	167	102	1,704	1,500	204	2,000
16280	Mowing - Sewer	693	1,067	(373)	9,681	9,600	81	12,800
16320	Arbitrage Expense	0	0	0	3,350	3,250	100	3,250
16327	TCEQ Fees	0	0	0	3,369	3,500	(131)	3,500
16330	Legal Fees	5,950	4,167	1,783	38,280	37,500	780	50,000
16340	Auditing Fees	0	0	0	16,250	15,900	350	15,900
16350	Engineering Fees	4,670	6,667	(1,997)	54,462	60,000	(5,538)	80,000
16354	GIS Expense	0	167	(167)	0	1,500	(1,500)	2,000
16360	Garbage Expense	179	267	(88)	3,178	2,400	778	3,200
16380	Permit Expense	0	0	0	7,017	7,200	(183)	7,200
16390	Telephone Expense	0	850	(850)	6,803	7,650	(847)	10,200
16420	Service Account Collection	2,149	2,217	(68)	18,132	19,950	(1,818)	26,600
16430	Bookkeeping Fees	1,772	2,400	(628)	24,955	24,900	55	33,500
16460	Printing & Office Supplies	2,396	2,408	(12)	22,377	21,675	702	28,900
16470	Filing Fees	0	8	(8)	0	75	(75)	100
16480	Delivery Expense	6	33	(27)	90	300	(210)	400
16520	Postage	2,770	2,583	187	24,861	23,250	1,611	31,000
16530	Insurance & Surety Bond	0	0	0	0	0	0	30,400
16540	Travel Expense	29	183	(154)	57	1,650	(1,593)	2,200
16550	Website Expense	0	0	0	563	600	(38)	900
16560	Miscellaneous Expense	385	567	(182)	2,903	5,100	(2,197)	6,800

Harris County MUD No 109 - GOF
Actual vs. Budget Comparison
 February 2021

	February 2021			June 2020 - February 2021			Annual Budget	
	Actual	Budget	Over/(Under)	Actual	Budget	Over/(Under)		
Expenditures								
16570	AWBD Expense	0	0	0	2,720	2,700	20	7,800
16580	Bank Fees	18	19	(1)	162	172	(10)	230
16590	Security Monitoring	150	1,792	(1,642)	13,284	16,125	(2,841)	21,500
16592	Security Patrol Expense	12,094	12,092	2	108,830	108,825	5	145,100
16600	Payroll Expenses	3,391	1,858	1,533	18,893	16,725	2,168	22,300
Total Expenditures		228,823	233,848	(5,025)	2,461,693	2,287,083	174,610	3,075,653
Other Revenues								
14000	Transfer From Construction	0	0	0	97,450	55,900	41,550	55,900
14720	Transfer from Operating Reserve	0	0	0	0	0	0	1,433,720
Total Other Revenues		0	0	0	97,450	55,900	41,550	1,489,620
Other Expenditures								
17000	Capital Outlay	76,406	76,000	406	85,113	84,700	413	2,023,282
Total Other Expenditures		76,406	76,000	406	85,113	84,700	413	2,023,282
Excess Revenues (Expenditures)		\$158,056	\$108,499	\$49,557	\$483,195	\$633,240	(\$150,045)	\$0

Balance Sheet

As of February 28, 2021

Feb 28, 21

ASSETS

Current Assets

Checking/Savings

	516,243
--	---------

	516,243
--	---------

Other Current Assets

	4,509,307
--	-----------

	209,817
--	---------

	59,522
--	--------

	25,896
--	--------

	19,202
--	--------

	494,203
--	---------

	257,585
--	---------

	5,575,532
--	-----------

	6,091,775
--	-----------

TOTAL ASSETS

	6,091,775
--	-----------

LIABILITIES & EQUITY

Liabilities

Current Liabilities

Accounts Payable

	182,302
--	---------

	182,302
--	---------

Other Current Liabilities

	59,522
--	--------

	711
--	-----

	1
--	---

	264,606
--	---------

	771
--	-----

	7,191
--	-------

	(38,794)
--	----------

	(15,111)
--	----------

	278,897
--	---------

	461,199
--	---------

	461,199
--	---------

Equity

	5,147,380
--	-----------

	483,195
--	---------

	5,630,576
--	-----------

TOTAL LIABILITIES & EQUITY

	6,091,775
--	-----------

District Debt Service Payments

03/01/2021 - 03/01/2022

Paying Agent	Series	Date Due	Date Paid	Principal	Interest	Total Due
Debt Service Payment Due 04/01/2021						
Bank of New York	2011 - Refunding	04/01/2021		0.00	40,500.00	40,500.00
Bank of New York	2013 - Refunding	04/01/2021		0.00	61,625.00	61,625.00
Regions Bank	2015 - Refunding	04/01/2021		0.00	72,122.40	72,122.40
Bank of New York	2017 - WS&D	04/01/2021		0.00	190,171.89	190,171.89
		Total Due 04/01/2021		0.00	364,419.29	364,419.29
Debt Service Payment Due 10/01/2021						
Bank of New York	2011 - Refunding	10/01/2021		580,000.00	40,500.00	620,500.00
Bank of New York	2013 - Refunding	10/01/2021		105,000.00	61,625.00	166,625.00
Regions Bank	2015 - Refunding	10/01/2021		70,000.00	72,122.40	142,122.40
Bank of New York	2017 - WS&D	10/01/2021		380,000.00	190,171.88	570,171.88
		Total Due 10/01/2021		1,135,000.00	364,419.28	1,499,419.28
		District Total		\$1,135,000.00	\$728,838.57	\$1,863,838.57

Harris County MUD No 109 - GOF

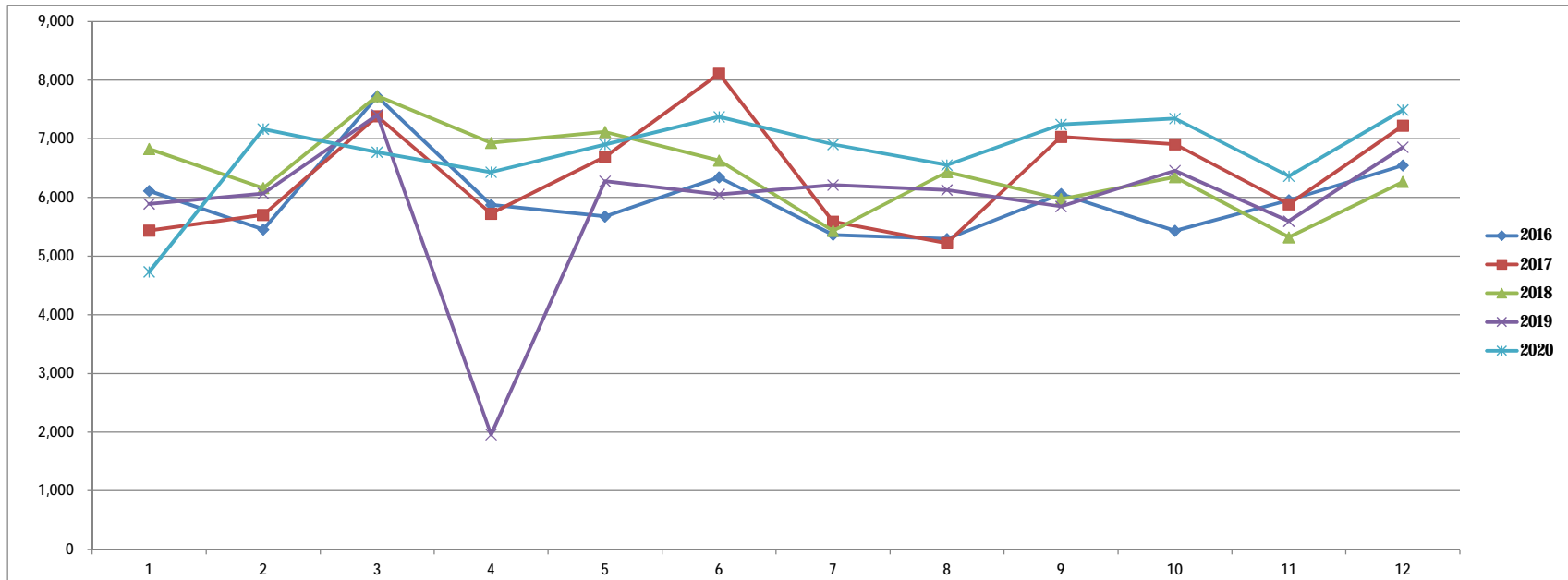
Annexations

All Transactions

Date	Num	Name	Memo	Debit	Credit	Balance
12787 - Lee Annexation						
04/26/2019	JE		Deposit for Annexation		15,000.00	15,000.00
05/31/2019	5-190176	BGE, Inc.	Engineering Fees - Annexation No. 11	984.83		14,015.17
06/30/2019	6-190136	BGE, Inc.	Engineering Fees - Annexation No. 11	3,418.23		10,596.94
07/31/2019	7-190471	BGE, Inc.	Engineering Fees - Annexation No. 11	1,887.45		8,709.49
07/31/2019	9495136631	Norton Rose Fulbright US LLP	Legal Fees	172.50		8,536.99
08/31/2019	191647	The Research Staff, Inc.	Title Report - Annexation	80.00		8,456.99
08/31/2019	PSI19001733	Harris County Appraisal District	Certificate of Ownership - Annexation	5.00		8,451.99
08/31/2019	8-190493	BGE, Inc.	Engineering Fees - Annexation No. 11	398.44		8,053.55
08/31/2019	9495142345	Norton Rose Fulbright US LLP	Legal Fees	702.50		7,351.05
09/30/2019	9495149477	Norton Rose Fulbright US LLP	Legal Fees	143.75		7,207.30
10/31/2019	10-190502	BGE, Inc.	Engineering Fees - Annexation No. 11	273.44		6,933.86
10/31/2019	9495155990	Norton Rose Fulbright US LLP	Legal Fees - Annexation	1,548.75		5,385.11
11/30/2019	11-190054	BGE, Inc.	Engineering Fees - Annexation No. 11	2,167.95		3,217.16
11/30/2019	9495163224	Norton Rose Fulbright US LLP	Legal Fees	742.50		2,474.66
12/31/2019	12-190187	BGE, Inc.	Engineering Fees - Annexation No. 11	1,289.06		1,185.60
12/31/2019	9495170944	Norton Rose Fulbright US LLP	Legal Fees - Annexation	496.18		689.42
01/31/2020	9495175858	Norton Rose Fulbright US LLP	Legal Fees - Annexation	270.00		419.42
02/29/2020	2-200558	BGE, Inc.	Engineering Fees - Annexation No. 11	195.31		224.11
02/29/2020	9495182734	Norton Rose Fulbright US LLP	Legal Fees - Annexation	270.00		-45.89
04/30/2020	9495196527	Norton Rose Fulbright US LLP	Legal Fees - Annexation	360.00		-405.89
06/30/2020	9495209384	Norton Rose Fulbright US LLP	Legal Fees - Annexation	90.00		-495.89
07/31/2020	9495216040	Norton Rose Fulbright US LLP	Legal Fees - Annexation	0.00		-495.89
08/31/2020	9495222409	Norton Rose Fulbright US LLP	11th Annexation	691.35		-1,187.24
09/30/2020	9495231141	Norton Rose Fulbright US LLP	11th Annexation	71.39		-1,258.63
10/31/2020	9495236610	Norton Rose Fulbright US LLP	11th Annexation	0.00		-1,258.63
11/30/2020	9495244364	Norton Rose Fulbright US LLP	11th Annexation	1,050.00		-2,308.63
12/02/2020	JE		Deposit for Lee Annexation		15,000.00	12,691.37
12/31/2020	9495251043	Norton Rose Fulbright US LLP	11th Annexation	300.00		12,391.37
01/31/2021	HCMUD109LE...	ROW Management LLC	Lee Annexation Expense	1,560.00		10,831.37
01/31/2021	9495256008	Norton Rose Fulbright US LLP	11th Annexation	0.00		10,831.37
02/28/2021	HCMUD109LE...	ROW Management LLC	Lee Annexation Expense	3,640.00		7,191.37
Total 12787 - Lee Annexation				22,808.63	30,000.00	7,191.37
12788 - Barents Annexation						
08/31/2019	Rept	BBVA	Barents Annexation Deposit - Ida Gilbert		5,000.00	5,000.00
08/31/2019	Rept	BBVA	Barents Annexation Deposit - GAP Plumbing L...		5,000.00	10,000.00
08/31/2019	9495142345	Norton Rose Fulbright US LLP	Legal Fees	322.50		9,677.50
09/03/2019	Rept	BBVA	Barents Annexation Deposit - Champ Auto Gr...		5,000.00	14,677.50
09/30/2019	9-190038	BGE, Inc.	Engineering Fees - Annexation No. 12	1,205.47		13,472.03
09/30/2019	9495149477	Norton Rose Fulbright US LLP	Legal Fees	143.75		13,328.28
10/31/2019	9495155990	Norton Rose Fulbright US LLP	Legal Fees - Annexation	517.50		12,810.78
10/31/2019	10-190504	BGE, Inc.	Engineering Fees - Annexation No. 12	6,362.73		6,448.05
11/30/2019	11-190056	BGE, Inc.	Engineering Fees - Annexation No. 12	3,448.57		2,999.48
11/30/2019	9495163224	Norton Rose Fulbright US LLP	Legal Fees	146.25		2,853.23
12/31/2019	12-190189	BGE, Inc.	Engineering Fees - Annexation No. 12	2,516.81		336.42
12/31/2019	9495170944	Norton Rose Fulbright US LLP	Legal Fees - Annexation	1,350.00		-1,013.58
01/31/2020	1-200553	BGE, Inc.	Engineering Fees - Annexation No. 12	292.97		-1,306.55
01/31/2020	9495175858	Norton Rose Fulbright US LLP	Legal Fees - Annexation	0.00		-1,306.55
02/29/2020	2-200560	BGE, Inc.	Engineering Fees - Annexation No. 12	2,171.88		-3,478.43
02/29/2020	2-200525	BGE, Inc.	Engineering Fees - Barents Drive LS Feasibility	2,762.20		-6,240.63
02/29/2020	9495182734	Norton Rose Fulbright US LLP	Legal Fees - Annexation	0.00		-6,240.63
03/31/2020	3-200228	BGE, Inc.	Engineering Fees - Barents Drive LS Feasibility	454.00		-6,694.63
04/30/2020	4-200364	BGE, Inc.	Engineering Fees - Annexation No. 12	2,332.65		-9,027.28
04/30/2020	4-200354	BGE, Inc.	Engineering Fees - Barents Drive LS Feasibility	3,165.61		-12,192.89
04/30/2020	9495196527	Norton Rose Fulbright US LLP	Legal Fees - Annexation	0.00		-12,192.89
05/31/2020	5-200205	BGE, Inc.	Engineering Fees - Barents Drive LS Feasibility	883.59		-13,076.48
06/30/2020	6-200423	BGE, Inc.	Engineering Fees - Barents Drive LS Feasibility	1,953.10		-15,029.58
06/30/2020	9495209384	Norton Rose Fulbright US LLP	Legal Fees - Annexation	978.75		-16,008.33
07/31/2020	7-200217	BGE, Inc.	Engineering Fees - Barents Drive LS Feasibility	390.62		-16,398.95
07/31/2020	9495216040	Norton Rose Fulbright US LLP	Legal Fees - Annexation	243.75		-16,642.70
08/31/2020	9495222409	Norton Rose Fulbright US LLP	12th Annexation	3,286.35		-19,929.05
09/30/2020	9495231141	Norton Rose Fulbright US LLP	12th Annexation	71.39		-20,000.44
09/30/2020	9-200986	BGE, Inc.	Engineering Fees - Barents Drive LS Feasibility	2,700.00		-22,700.44
10/31/2020	9495236610	Norton Rose Fulbright US LLP	12th Annexation	341.25		-23,041.69
10/31/2020	10-200304	BGE, Inc.	Engineering Fees - Barents Drive LS Feasibility	3,631.88		-26,673.57
11/30/2020	9495244364	Norton Rose Fulbright US LLP	12th Annexation	250.00		-26,923.57
11/30/2020	11-200991	BGE, Inc.	Engineering Fees - Barents Drive LS Feasibility	1,800.00		-28,723.57
12/31/2020	9495251043	Norton Rose Fulbright US LLP	12th Annexation	150.00		-28,873.57
12/31/2020	12-201065	BGE, Inc.	Engineering Fees - Barents Drive LS Feasibility	900.00		-29,773.57
01/31/2021	9495256008	Norton Rose Fulbright US LLP	12th Annexation	740.00		-30,513.57
01/31/2021	1-211063	BGE, Inc.	Engineering Fees - Barents Drive LS Feasibility	5,400.00		-35,913.57
02/28/2021	2-211030	BGE, Inc.	Engineering Fees - Barents Drive LS Feasibility	1,800.00		-37,713.57
02/28/2021	9495262527	Norton Rose Fulbright US LLP	12th Annexation	1,080.33		-38,793.90
Total 12788 - Barents Annexation				53,793.90	15,000.00	-38,793.90
12790 - Country Scramble						
02/29/2020	2-200526	BGE, Inc.	Engineering Fees - Country Scramble	13,193.61		-13,193.61
03/31/2020	3-200229	BGE, Inc.	Engineering Fees - Country Scramble	585.93		-13,779.54
04/30/2020	4-200355	BGE, Inc.	Engineering Fees - Country Scramble	355.31		-14,134.85
05/31/2020	5-200206	BGE, Inc.	Engineering Fees - Country Scramble	390.62		-14,525.47
06/30/2020	6-200424	BGE, Inc.	Engineering Fees - Country Scramble	195.31		-14,720.78
07/31/2020	7-200218	BGE, Inc.	Engineering Fees - Country Scramble	390.62		-15,111.40
Total 12790 - Country Scramble				15,111.40	0.00	-15,111.40
TOTAL				91,713.93	45,000.00	-46,713.93

Harris County MUD No. 109 Sales Tax Revenue History

Year	January	February	March	April	May	June	July	August	September	October	November	December	Total
2016	6,112	5,452	7,722	5,873	5,676	6,344	5,364	5,293	6,058	5,431	5,954	6,546	71,825
2017	5,434	5,703	7,385	5,723	6,692	8,112	5,584	5,221	7,033	6,909	5,885	7,225	76,905
2018	6,828	6,158	7,730	6,930	7,116	6,632	5,430	6,434	5,972	6,345	5,322	6,267	77,163
2019	5,893	6,065	7,408	1,957	6,274	6,053	6,211	6,128	5,846	6,457	5,596	6,855	70,743
2020	4,731	7,165	6,772	6,430	6,900	7,374	6,906	6,552	7,243	7,347	6,362	7,490	81,272
Total	\$38,297	\$39,713	\$49,919	\$33,893	\$38,618	\$54,055	\$39,867	\$40,932	\$45,230	\$44,755	\$39,535	\$45,998	\$510,814



**Harris County MUD 109
Cash Flow Forecast**

	<u>May-21</u>	<u>May-22</u>	<u>May-23</u>	<u>May-24</u>	<u>May-25</u>
Assessed Value	\$655,240,303	\$655,240,303	\$655,240,303	\$655,240,303	\$655,240,303
Maintenance Tax Rate	\$0.1650	\$0.1650	\$0.1650	\$0.1650	\$0.1650
Maintenance Tax	\$1,059,524	\$1,059,524	\$1,059,524	\$1,059,524	\$1,059,524
% Change in Water Rate		1.00%	1.00%	1.00%	1.00%
% Change in Sewer Rate		3.00%	3.00%	3.00%	3.00%
% Change in NHCRWA		10.00%	10.00%	10.00%	10.00%
% Change in Expenses		5.00%	5.00%	5.00%	5.00%
Beginning Cash Balance	\$4,657,758	\$3,563,226	\$3,287,070	\$3,178,583	\$2,998,374
<u>Revenues</u>					
Maintenance Tax	\$1,004,500	\$1,059,524	\$1,059,524	\$1,059,524	\$1,059,524
Water Revenue	559,000	564,590	570,236	575,938	581,698
Sewer Revenue	642,000	661,260	681,098	701,531	722,577
NHCRWA Revenue	1,116,000	1,147,806	1,262,587	1,388,845	1,527,730
Additional Revenue	343,715	360,901	378,946	397,893	417,788
	<u>\$3,665,215</u>	<u>\$3,794,080</u>	<u>\$3,952,390</u>	<u>\$4,123,731</u>	<u>\$4,309,315</u>
<u>Expenses</u>					
NHCRWA Expense	\$1,116,000	\$1,227,600	\$1,350,360	\$1,485,396	\$1,633,936
Other Expenses	1,959,653	2,057,636	2,160,517	2,268,543	2,381,970
	<u>\$3,075,653</u>	<u>\$3,285,236</u>	<u>\$3,510,877</u>	<u>\$3,753,939</u>	<u>\$4,015,906</u>
Net Surplus	\$589,562	\$508,845	\$441,512	\$369,792	\$293,409
<u>Other Revenues/Expenses</u>					
WP 1 Booster Pump Improvements	\$0	\$100,000	\$0	\$0	\$0
WP 1 Well Rehab & Motor Replacement	0	0	0	200,000	0
WP 1 Electrical Control Improvements	0	0	0	250,000	210,000
WP 1 GST 1 Replacement	0	0	250,000	0	0
WP 2 Expansion	372,000	0	0	0	0
WP 2 Well Rehab & Motor Replacement	170,000	0	0	0	200,000
Lift Station No. 1	50,000	205,000	0	0	0
Lift Station No. 3	0	125,000	0	0	0
Lift Station No. 5	0	115,000	0	0	0
Barents Dr Lift Station No. 6	250,000	0	0	0	0
HC 46 Water Interconnect	0	0	0	50,000	0
FM 1960 Utility Relocation	792,094	0	0	0	0
Manholes Valve Rehab	0	0	250,000	0	0
Manholes Survey	0	120,000	0	0	0
Water Valve Survey	0	70,000	0	0	0
Capital Outlay - AJOB	50,000	50,000	50,000	50,000	50,000
Transfer from Construction Fund	(97,450)	0	0	0	0
	<u>\$1,684,094</u>	<u>\$785,000</u>	<u>\$550,000</u>	<u>\$550,000</u>	<u>\$460,000</u>
Construction Surplus	\$0	\$0	\$0	\$0	\$0
Ending Cash Balance	<u>\$3,563,226</u>	<u>\$3,287,070</u>	<u>\$3,178,583</u>	<u>\$2,998,374</u>	<u>\$2,831,784</u>
Operating Reserve % of Exp <i>(Ideal is at least 100%)</i>	115.85%	100.06%	90.54%	79.87%	70.51%
Remaining Bonding Capacity - \$12,950,000					

Harris County MUD No. 109

2021 AWBD Annual Conference Thursday, June 17 - Saturday, June 19, 2021 San Antonio, TX

DIRECTOR		CONFERENCE REGISTRATION		ADVANCE	PRIOR CONFERENCE EXPENSES
Name	Attending	Online	Paid	Paid	Paid
Cheryl Moore					Yes
Chris Green	Yes	Yes			Yes
Nancy Frank	Yes	Yes			Yes
Owen Parker					Yes
Robin Sulpizio	Yes	Yes			Yes

Note: Register on-line www.awbd-tx.org (For log in assistance, contact Taylor Cavnar: tcavnar@awbd-tx.org)

This page only confirms registration for the conference, not hotel registrations.

All hotel reservations are the sole responsibility of each attendee.

Your conference registration confirmation will contain a housing reservation request web link.

The link will require the registration number from your conference registration before you can reserve a room.

All requests for an advance of funds must be sent via email to the bookkeeper within 30 days of conference.

REGISTRATION DATES: TBD

CANCELLATION POLICY:

All cancellations must be made in writing.

HOUSING INFORMATION:

Hotel reservations are only available to attendees who are registered with AWBD-TX for the Conference.

If you have any questions, please contact Taylor Cavnar at (281) 350-7090.



ENGINEERING REPORT

March 15, 2021

To: Harris County MUD No. 109 Board of Directors

From: Bill Kotlan, P.E.
District Engineer

7. Review Engineer's Report, including approval of pay estimates, authorization of change orders to pending construction contracts, and authorization of capacity commitments:

- a. **American Water Infrastructure Act (2018)**: Nothing to report this month.
- b. **Stormwater Quality Permit Renewals**: The master permit application was submitted on February 2 and is still in review with Harris County.
- c. **Utility Relocations related to FM 1960 Widening: Update**

I have been informed that TxDOT has approved our revised SUA agreement based on the actual bid costs. We will work on getting this agreement executed by both parties this month.

d. Water Plant No. 2 Expansion

Bids were received on March 2, 2021 for the expansion of Water Plant No. 1. Enclosed is a Recommendation of Award letter and bid tabulation. We have requested a 1295 form from the Contractor. BGE recommends award of contract for the project to Schier Construction for a total of \$1,757,150. Schier is the 2nd bidder, however the low bidder, Tidal Construction has withdrawn their bid based on a mistake.

Action Item: Award Water Plant No. 2 Expansion project to Schier Construction Company, Inc. in the amount of \$1,757,150.

e. Barents Drive Lift Station

Design is in Quality Control review and will be submitted to agencies this week.

f. Water Line Extension (Annexation 11)

We have begun design of the water line extension to Mr. Lee's tract.

g. Wastewater Treatment Plant

Working on design of wastewater rehabilitation project.

h. Developer's Report: No Update

i. Capacity Commitments (Annexation 12):

- i. Teo Lopez (Country Scramble):** No change this month.
- ii. Shawn Gilbert service request:** No change this month.



March 3, 2021

Harris County Municipal Utility District No. 109
c/o Norton Rose Fulbright US LLP
Fulbright Tower
1301 McKinney, Suite 5100
Houston, TX 77010

ATTN: Ms. Dimitri Millas

Re: **Recommendation of Award**
Water Plant No. 2 Expansion
BGE Job No. 7439-00

Dear Ms. Millas:

On Tuesday, March 2, 2021, four bid proposals were received for the referenced project. Tidal Construction, Inc. submitted the lowest total bid in the amount of \$1,681,715.00. However, per Article 16 of the Instruction to Bidders of the Contract Documents, Tidal Construction, Inc. has asked to withdraw their bid due to a substantial error. Schier Construction Company, Inc. submitted the second low bid in the amount of \$1,757,150.00.

Schier Construction Company, Inc. has successfully completed numerous similar projects for developments in Houston and the surrounding areas. Based on the bids submitted, we feel that awarding the contract to the second low bidder in this case will be most advantageous to the District and will result in the most economical and timely completion of the project. It is recommended that Schier Construction Company, Inc. be authorized to perform this work for the proposed amount of \$1,757,150.00, contingent upon approved construction plans and verification of their bonds and insurance coverage.

Upon your approval, we will begin immediately to prepare and circulate the appropriate contract documents for execution. Should you have any questions or require any additional information, please call me at 281-558-8700. Please find attached a copy of the bid tabulation.

Sincerely,

A handwritten signature in blue ink that reads 'Susana Blauser'.

Susana Blauser, PE
Project Engineer

cc: Mr. Dimitri Millas – Norton Rose Fulbright US LLP
Ms. Jane Maher – Norton Rose Fulbright US LLP
Mr. Bill Kotlan – BGE, Inc.
BGE CM – Houston
TCEQ – Houston

Serving. Leading. Solving.™

10777 Westheimer | Suite 400 | Houston, TX 77042 | 281-558-8700

TIDAL CONSTRUCTION, INC.

P.O. Box 1209
Sealy, Texas 77474-1209
(979) 627-7866 FAX (979) 627-7857
FAX ACCOUNTING (979) 627-7863

Ms. Susana Blauser, PE
BGE, Inc.
10777 Westheimer, Suite 400
Houston, Texas 77042

CERTIFIED MAIL 7013 2630 0000 5407 5032

Re: Harris County MUD 109 Water Plant No. 2 Expansion

Dear Ms. Blauser:

As we discussed in our phone conversation last week, I noticed that I had a mathematical error on the bid that I had submitted. After learning I was apparent low bid on the above referenced project, I returned to my office to go over my bid spreadsheet. As I was checking my spreadsheet, I discovered a mathematical typo on my part.

On the worksheet I had a typographical error on item 1 of the supplemental items. I inadvertently typed a "one" instead of a "three" on the amount of the generator. Instead of my intended bid of \$350,000 for the item, the amount ended up being \$150,000.

So with this subsequently discovered information, I am hereby respectfully requesting to withdraw my bid for the referenced project.

Thank you,

TIDAL CONSTRUCTION, INC.

A handwritten signature in blue ink, appearing to read "Scott Moreau", with a long horizontal flourish extending to the right.

Scott Moreau
Vice President

SJM:mrc

Harris County Municipal Utility District No. 109

Water Plant No. 2 Expansion

Bid Tabulation

Bid Date: Tuesday, March 2, 2021

BGE Job No. 7439-00

BIDDERS	Unit A: Base Bid Items	Unit B: Supplemental Bid Items	TOTAL BID	
Tidal Construction	\$1,506,660.00	\$175,055.00	\$1,681,715.00	*** NOTE: Tidal Construction has withdrawn their bid
Schier Construction	\$1,314,500.00	\$442,650.00	\$1,757,150.00	
W. W. Payton Corporation	\$1,590,000.00	\$400,000.00	\$1,990,000.00	
Gemini Contracting Services	\$1,720,000.00	\$387,050.00	\$2,107,050.00	

Harris County Municipal Utility District No. 109

Water Plant No. 2 Expansion

Bid Tabulation

Bid Date: Tuesday, March 2, 2021

BGE Job No. 7439-00

\\brownjay.net\panzura\Regions\TXH\Projects\Districts\HCMUD109\7439-00-WP_2_Exp_Design_Services\PW\03_Constr\01_Bid_Phase\03-02-2021_WP_EXP_BIDTAB_AA (HC109 Water Plant No. 2 Expansion).xlsx\SUMMARY

			Tidal Construction		Schier Construction		W. W. Payton Corporation		Gemini Contracting Services	
ITEM	DESCRIPTION	QUANTITY & UNIT	UNIT PRICE	ITEM TOTAL	UNIT PRICE	ITEM TOTAL	UNIT PRICE	ITEM TOTAL	UNIT PRICE	ITEM TOTAL
UNIT A: BASE BID ITEMS										
1.	Mobilization; Demobilization (complete project)	1 LS	\$ 40,000.00	\$ 40,000.00	\$ 9,000.00	\$ 9,000.00	\$ 40,000.00	\$ 40,000.00	\$ 44,000.00	\$ 44,000.00
2.	Bonds; Insurance; Permits (complete project)	1 LS	\$ 40,000.00	\$ 40,000.00	\$ 26,800.00	\$ 26,800.00	\$ 20,000.00	\$ 20,000.00	\$ 50,000.00	\$ 50,000.00
3.	Furnish and Install new 420,000 gallon Bolted Steel Ground Storage Tank factory coated with Thermoset Powder Epoxy including foundation with all required appurtenances; including Cathodic Protection. Complete in Place.	1 LS	\$400,000.00	\$ 400,000.00	\$327,700.00	\$ 327,700.00	\$350,000.00	\$ 350,000.00	\$350,000.00	\$ 350,000.00
4.	Booster Pump Station including foundation, pumps and motors, controls, piping, valves, supports, and appurtenances; Complete in Place.	1 LS	\$175,000.00	\$ 175,000.00	\$218,300.00	\$ 218,300.00	\$150,000.00	\$ 150,000.00	\$240,000.00	\$ 240,000.00
5.	Operations Building including foundation, painting, and all appurtances; Complete in Place.	1 LS	\$136,410.00	\$ 136,410.00	\$ 98,900.00	\$ 98,900.00	\$100,000.00	\$ 100,000.00	\$120,000.00	\$ 120,000.00
6.	On-site Yard Piping and Appurtenances. Complete in Place.	1 LS	\$150,000.00	\$ 150,000.00	\$ 96,800.00	\$ 96,800.00	\$250,000.00	\$ 250,000.00	\$370,000.00	\$ 370,000.00
7.	Demolition of existing electrical equipment, including MCC, generator, etc.	1 LS	\$ 20,000.00	\$ 20,000.00	\$ 10,700.00	\$ 10,700.00	\$ 2,750.00	\$ 2,750.00	\$ 10,000.00	\$ 10,000.00
8.	Furnish and Install Electrical system, including but not limited to install all work shown as plans, MCC, automatic transfer switch, lighting and receptacles, service disconnect, instrumentation, modification to EST equipment, duct banks, grounding, and all required appurtenances; Complete in Place.	1 LS	\$450,000.00	\$ 450,000.00	\$457,000.00	\$ 457,000.00	\$612,000.00	\$ 612,000.00	\$475,000.00	\$ 475,000.00
9.	Installation of Weatherhead service equipment, reconnection of electrical service; Complete in Place.	1	\$ 20,000.00	\$ 20,000.00	\$ 6,000.00	\$ 6,000.00	\$ 15,000.00	\$ 15,000.00	\$ 20,000.00	\$ 20,000.00

Harris County Municipal Utility District No. 109

Water Plant No. 2 Expansion

Bid Tabulation

Bid Date: Tuesday, March 2, 2021

BGE Job No. 7439-00

\\brownngay.net\panzura\Regions\TXH\Projects\Districts\HCMUD109\7439-00-WP_2_Exp_Design_Services\PW\03_Constr\01_Bid_Phase\03-02-2021_WP_EXP_BIDTAB_AA (HC109 Water Plant No. 2 Expansion).xlsx\SUMMARY

			Tidal Construction		Schier Construction		W. W. Payton Corporation		Gemini Contracting Services	
ITEM	DESCRIPTION	QUANTITY & UNIT	UNIT PRICE	ITEM TOTAL	UNIT PRICE	ITEM TOTAL	UNIT PRICE	ITEM TOTAL	UNIT PRICE	ITEM TOTAL
10.	Site work, including site preparation, grading, drainage, swales, concrete paving, chain link fence, and site restoration; Complete in Place.	1 LS	\$ 75,000.00	\$ 75,000.00	\$ 63,000.00	\$ 63,000.00	\$ 50,000.00	\$ 50,000.00	\$ 40,000.00	\$ 40,000.00
11.	Trench Safety System, including Trench Safety Plan, Complete In Place	1 LS	\$ 250.00	\$ 250.00	\$ 300.00	\$ 300.00	\$ 250.00	\$ 250.00	\$ 1,000.00	\$ 1,000.00
Total, Unit A				\$1,506,660.00	\$1,314,500.00	\$1,590,000.00	\$1,720,000.00			
UNIT B: SUPPLEMENTAL BID ITEMS										
1.	"Extra" as directed, 550 KW Natural Gas Emergency Generator including sound attenuating enclosure, load bank, and foundations; Complete in Place.	1 LS	\$150,000.00	\$ 150,000.00	\$424,600.00	\$ 424,600.00	\$382,000.00	\$ 382,000.00	\$370,000.00	\$ 370,000.00
2.	"Extra" as directed, extend concrete drive for Generator access per plans, Complete in Place.	1 LS	\$ 15,000.00	\$ 15,000.00	\$ 7,000.00	\$ 7,000.00	\$ 6,950.00	\$ 6,950.00	\$ 6,000.00	\$ 6,000.00
3.	"Extra" as directed, Excavation and Backfill for Structure. Complete in Place. (\$5.00 CY Per minimum)	50 CY	\$ 5.00	\$ 250.00	\$ 5.00	\$ 250.00	\$ 5.00	\$ 250.00	\$ 5.00	\$ 250.00
4.	"Extra" as directed, Excavation, Trenching, and Backfill for Utilities. Complete in Place. (\$5.00 per CY minimum)	50 CY	\$ 5.00	\$ 250.00	\$ 5.00	\$ 250.00	\$ 5.00	\$ 250.00	\$ 5.00	\$ 250.00
5.	"Extra" as directed, Reinforcing Steel. Complete in Place. (\$1,000 per TON minimum)	1 TON	\$ 5.00	\$ 5.00	\$ 1,000.00	\$ 1,000.00	\$ 1,000.00	\$ 1,000.00	\$ 1,000.00	\$ 1,000.00
6.	"Extra" as directed, Cast in Place Concrete. Complete in Place. (\$200 per CY minimum)	10 CY	\$ 200.00	\$ 2,000.00	\$ 200.00	\$ 2,000.00	\$ 200.00	\$ 2,000.00	\$ 200.00	\$ 2,000.00
7.	"Extra" as directed, Ductile Iron Fittings, Complete in Place. (\$1,500 per TON minimum)	2 TON	\$ 1,500.00	\$ 3,000.00	\$ 1,500.00	\$ 3,000.00	\$ 1,500.00	\$ 3,000.00	\$ 1,500.00	\$ 3,000.00

Harris County Municipal Utility District No. 109

Water Plant No. 2 Expansion

Bid Tabulation

Bid Date: Tuesday, March 2, 2021

BGE Job No. 7439-00

\\browngay.net\panzura\Regions\TXH\Projects\Districts\HCMUD109\7439-00-WP_2_Exp_Design_Services\PW\03_Constr\01_Bid_Phase\03-02-2021_WP_EXP_BIDTAB_AA (HC109 Water Plant No. 2 Expansion).xlsx\SUMMARY

		Tidal Construction		Schier Construction		W. W. Payton Corporation		Gemini Contracting Services		
ITEM	DESCRIPTION	QUANTITY & UNIT	UNIT PRICE	ITEM TOTAL	UNIT PRICE	ITEM TOTAL	UNIT PRICE	ITEM TOTAL	UNIT PRICE	ITEM TOTAL
8.	"Extra" as directed, 8-inch C905-DR18 PVC Pipe (all depths). Complete in Place. (\$25.00 per LF minimum)	40 LF	\$ 25.00	\$ 1,000.00	\$ 25.00	\$ 1,000.00	\$ 25.00	\$ 1,000.00	\$ 25.00	\$ 1,000.00
9.	"Extra" as directed, 16-inch C905-DR18 PVC Pipe (all depths). Complete in Place. (\$30.00 per LF minimum)	40 LF	\$ 30.00	\$ 1,200.00	\$ 30.00	\$ 1,200.00	\$ 30.00	\$ 1,200.00	\$ 30.00	\$ 1,200.00
10.	"Extra" as directed, 18-inch C905-DR18 PVC Pipe (all depths). Complete in Place. (\$35.00 per LF minimum)	10 LF	\$ 35.00	\$ 350.00	\$ 35.00	\$ 350.00	\$ 35.00	\$ 350.00	\$ 35.00	\$ 350.00
11.	"Extra" as directed, Site Improvements. Complete in Place. (\$2,000 minimum)	1 LS	\$ 2,000.00	\$ 2,000.00	\$ 2,000.00	\$ 2,000.00	\$ 2,000.00	\$ 2,000.00	\$ 2,000.00	\$ 2,000.00
Total, Unit B				\$ 175,055.00	\$ 442,650.00	\$ 400,000.00	\$ 387,050.00			
SUMMARY										
Unit A: Base Bid Items				\$1,506,660.00	\$1,314,500.00	\$1,590,000.00	\$1,720,000.00			
Unit B: Supplemental Bid Items				\$ 175,055.00	\$ 442,650.00	\$ 400,000.00	\$ 387,050.00			
TOTAL BID				\$1,681,715.00	\$1,757,150.00	\$1,990,000.00	\$2,107,050.00			

WWWMS, INC.
HARRIS COUNTY MUD # 109
OPERATIONS REPORT
Tuesday, March 16, 2021

BILLING AND COLLECTION RECAP:

DEPOSITED IN YOUR ACCOUNT LAST MONTH:

Period Ending:	Feb-21
Deposit:	\$ 3,000.00
Penalty:	\$ 55.74
Water:	\$ 43,683.57
Sewer:	\$ 48,043.35
Inspection:	\$ 561.00
Voluntary Fire & EMS:	\$ -
Misc:	\$ 538.06
NHCRWA:	\$ 65,201.48
Reconnect:	\$ -
NSF Fee:	\$ 62.00
Total Collections:	\$ 161,145.20

CUSTOMER AGED RECEIVABLES:

30 Day	20%	\$ 35,061.01
60 Day	5%	\$ 9,337.00
90 Day	1%	\$ 2,026.61
120 Day	5%	\$ 9,342.26
Overpayments		\$ (9,051.91)
Total Receivables:		\$ 46,714.97

WATER PLANT OPERATIONS:

Period: 2/1/2021 thru 2/28/2021

MONTHLY TOTAL

Production:	23.857	MG
Amount Purchased:	0.000	MG
Total Amount:	23.857	MG
Consumption: (Billed)	19.921	MG
Accounted for Maint. (Flushing)	1.200	MG
Est. Amt. Sold to HC MUD 151	0.700	MG
Total:	21.821	MG
Daily Average Production:	0.852	MG
Percent Accounted For:	91.47%	

CONNECTION COUNT:

Residential:	2987
Commercial:	100
Clubs/Schools:	1
Irrigation:	19
Vacant:	27
Builders:	24
Vacation:	0
No Bill:	7
	<hr/>
	3165
New Finals and Transfers	-18
	<hr/>
	3147

CURRENT BILLING:

Period Ending:	Mar-21
Deposit:	\$ -
Penalty:	\$ -
Water:	\$ 40,375.54
Sewer:	\$ 52,637.09
Inspection:	\$ 761.00
Voluntary Fire & EMS:	\$ -
Misc:	\$ -
NHCRWA:	\$ 79,684.80
Total Billing:	\$ 173,458.43

HGCSO PERIOD: 2/1/21 THRU 2/28/21

Period 6/1/20 thru 5/31/21

MONTHLY TOTAL

Gallons Authorized:	450.000	MG
Current Month Produced:	23.857	MG
Cum. Gallons Produced:	255.319	MG
Auth. Gallons Remaining:	194.681	MG
Avg. Gallons Per Month:	28.369	MG
Permit Months Remaining:	3	

NEW METER INSTALLATIONS:

Residential:	0
Commercial:	0
Total:	<hr/> 0

ACCOUNTS SENT TO COLLECTIONS:

Total of (0)

HARRIS COUNTY MUD #109
ACTIVITY REPORT
March 16, 2021

Item 1: Attached Reports are listed as follows:

- a.) Accounts turned over to collections.
- b.) Historical data on water production report.
- c.) NHCRWA Pumpage and Billing report for FEBRUARY 2021
- d.) Billing / Recap Summary Report

Item 2: District

- a.) 19715 Oak Branch Ct - Customer called to report water under the house on the opposite side of where the district main valve is located.
Water main line valve has been closed for over a week.
(See attached pictures)

Item 3: Water Plant

- a.) GM Services Performance Test indicated that the well is operating in satisfactory condition.

Item 4: Lift Station 2

- a.) Scheduled to replace leaking gas line to generator and meter.

Item 5: Judge Hidalgo

- a.) Received letter regarding suspending termination and waiving new late payment charges at least through April 30, 2021.
(See attached letter)

Item 6: Resident Letters

- a.) 5906 Upper Lake - Customer is requesting a a refund due to bank error of double payment since October 2020.
- b.) 5415 Palomino Ct. - Customer is requesting an adjustment on high bill due to hardship.
- c.) 19314 Oak Timbers Dr. - Customer is requesting an adjustment and/or payment plan due to freeze
- d.) 19410 Forest Timbers Ct. - New Service customer is requesting to remove tampering fee;
Denies tampering with meter

Item 7: Cut off report

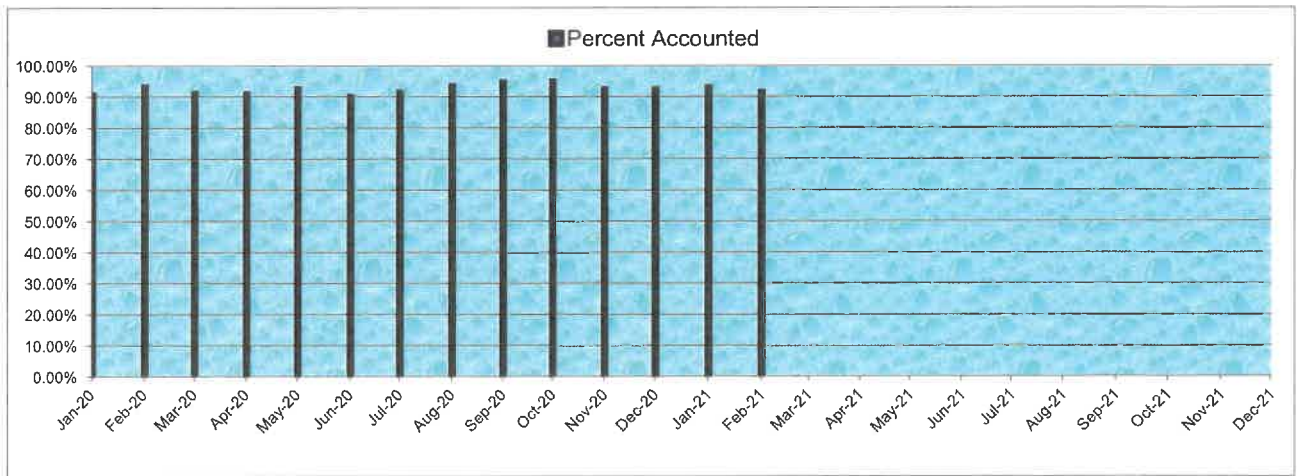
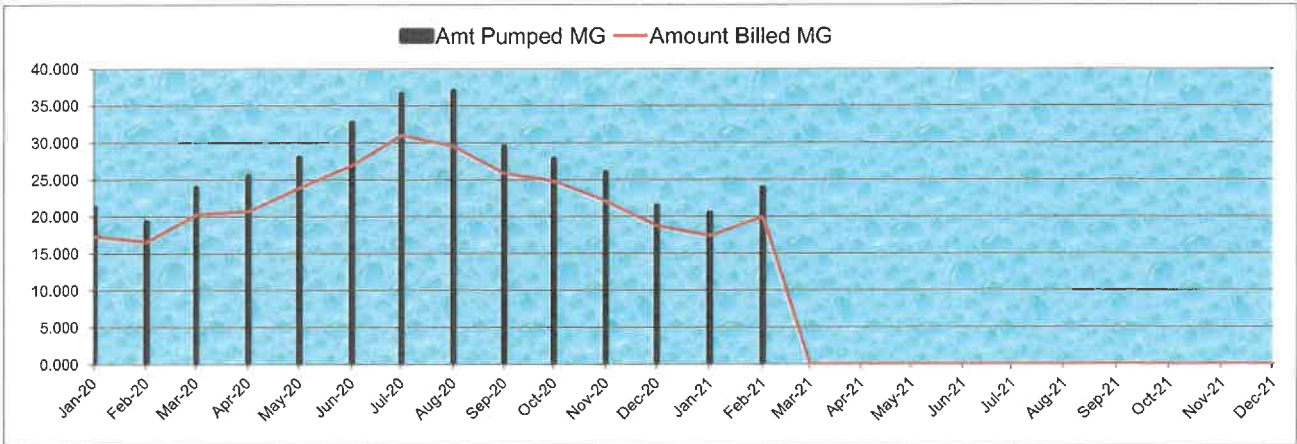
- a.) Approve cut off list and date.

HARRIS COUNTY MUD #109

WATER PRODUCTION REPORT

March 16, 2021

Month /Year	Amt Pumped MG	Amt Billed MG	Maint. MG	Purchased MG	Amount HC 151	Total Amount	Percent Accounted
Jan-20	21.299	17.314	2.000	0.000	0.000	19.314	90.68%
Feb-20	19.261	16.555	1.400	0.000	0.000	17.955	93.22%
Mar-20	23.874	20.258	1.500	0.000	0.000	21.758	91.14%
Apr-20	25.520	20.707	2.500	0.000	0.000	23.207	90.94%
May-20	27.986	23.889	2.000	0.000	0.000	25.889	92.51%
Jun-20	32.674	26.918	2.000	0.000	0.500	29.418	90.03%
Jul-20	36.621	30.975	1.850	0.000	0.650	33.475	91.41%
Aug-20	37.007	29.477	4.500	0.000	0.600	34.557	93.38%
Sep-20	29.538	25.826	1.200	0.000	0.945	27.971	94.69%
Oct-20	27.800	24.755	1.000	0.000	0.650	26.405	94.98%
Nov-20	25.948	22.039	1.000	0.000	0.945	23.984	92.43%
Dec-20	21.410	18.681	0.500	0.000	0.590	19.771	92.34%
Jan-21	20.464	17.381	0.650	0.000	1.000	19.031	93.00%
Feb-21	23.857	19.921	1.200	0.000	0.700	21.821	91.47%
Mar-21							
Apr-21							
May-21							
Jun-21							
Jul-21							
Aug-21							
Sep-21							
Oct-21							
Nov-21							
Dec-21							
Total	373.259	314.696	23.300	0.000	6.580	344.556	1292.22%
Average	26.661	22.478	1.664	0.000	0.470	24.611	92.30%



**NORTH HARRIS COUNTY REGIONAL WATER AUTHORITY
Groundwater and/or Surface Water Reporting and Billing Form - 2021**

Report filed online <http://oprs.nhcrwa.com>

Name of Well Owner or Recipient of Surface Water: Harris County MUD 109

Billing period for which the report is being filed

Billing Period	Rate per 1,000 gallons	Due Date
February 01-28, 2021	\$4.25 groundwater \$4.70 surface water	April 18, 2021

Gallons of Groundwater Pumped for Billing Period

	Start Meter Reading	End Meter Reading	Total
Well #2083	244,694 x1000	248,528 x1000	3,834,000
Well #4448	797,158 x1000	819,147 x1000	21,989,000
Adjustment			0

Water imported from outside NHCRWA

Imported water Meter reading:	Source:		
	x	x	0

Miscellaneous water (not billed)

Other entity	Water Type	Direction	Amount
	Groundwater	Out	

1	Enter total gallons of groundwater pumped and/or imported	25,823,000
2	Divide by 1000	25,823
3	Total groundwater fee due (multiply line 2 x \$4.25)	\$109,747.75
4	Enter total gallons of surface water received	0
5	Divide by 1000	0
6	Total surface water fee due (multiply line 5 x \$4.70)	\$0.00
7	Deduct 2003 Capital Contribution Credit amount, if applicable	(\$12,261.25)
8	Deduct 2005 Capital Contribution Credit amount, if applicable	(\$0.00)
9	Deduct 2008 Capital Contribution Credit amount, if applicable	(\$0.00)
10	Deduct Chloramination System Credit or other asset credit, if applicable	(\$0.00)
11	Other Credits:	(\$0.00)
12	Total due	\$97,486.50

If your payment is received late, the Authority will send you an invoice for the late fees set forth in the Rate Order.

I declare that the above information is true and correct to the best of my knowledge and belief.

Date: March 02, 2021

Signed:



Name: Paul Villarreal

Title: Operator

Make check payable to:

North Harris County Regional Water Authority; Dept. 35, P.O. Box 4346 Houston, Texas 77210-4346

Please mail this form with the payment or fax to 281-440-4104, phone: 281-440-3924

[Click here](#) to return to the Home Page.



HARRIS COUNTY MUD #109

19715 Oak Branch Ct.



February 10, 2021

Harris County M.U.D. #109
P. O. Box 680529
Houston, Texas 77268-0529

Attn: Mr. Paul Villarreal

Reference: Water Well #1

Dear Mr. Villarreal,

In accordance with your request, an abbreviated test was performed on the District's No. 1 water well determine the current operating condition. The test was performed on February 2nd with the results outlined below:

<u>WELL #1</u>	
STATIC LEVEL	203 feet
OPERATING PRESSURE	10 PSI
PUMPING LEVEL	273 feet
FLOW RATE	2171 GPM
PUMP SETTING	460 feet
PUMP SUBMERGENCE	187 feet
SAND START UP	5 ppm
SAND (45 MIN)	1 ppm

The test indicated that the well is operating in satisfactory condition.

Attached, please find the water level graph.

We appreciate this opportunity to be of service. If you have any questions or comments, please call.

Sincerely,

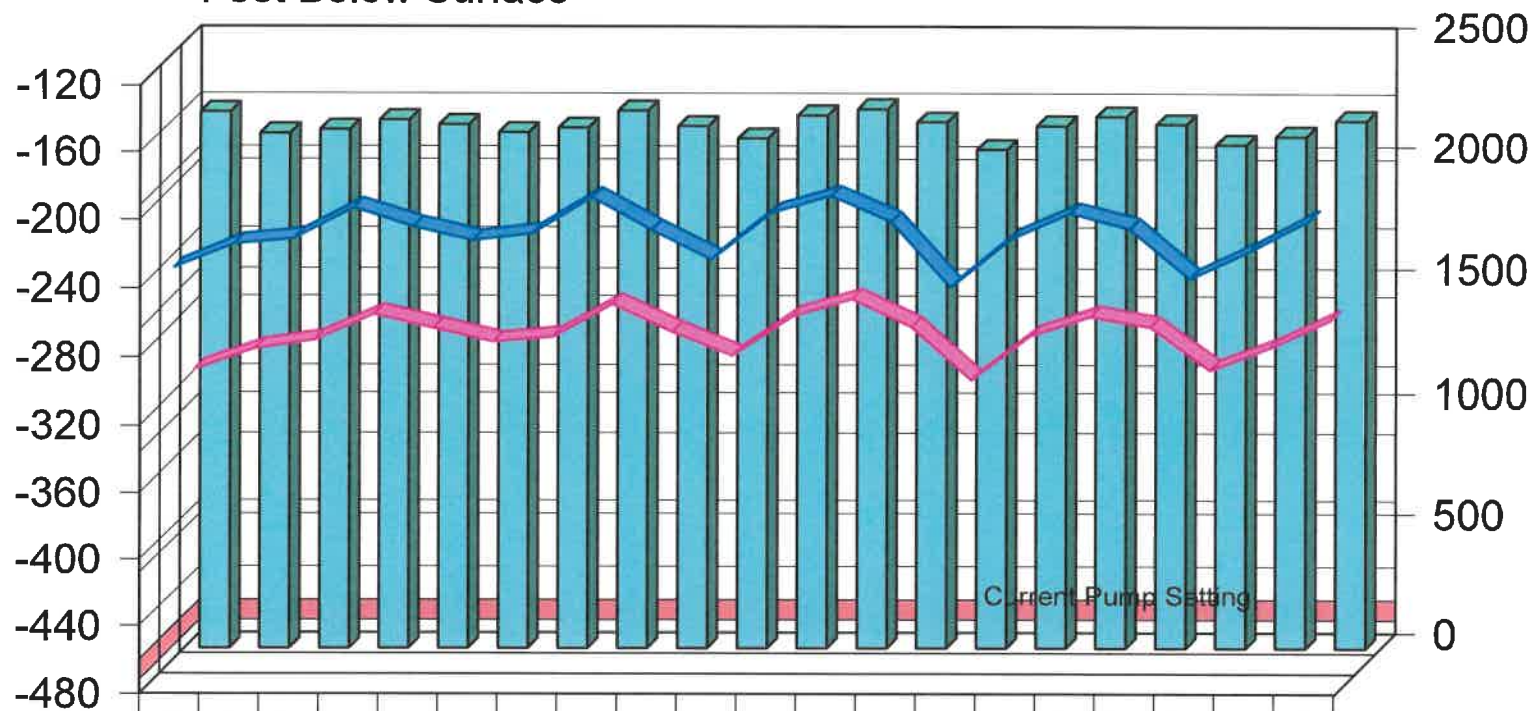
Gary McMurrey
G-M Services

Harris County M.U.D. #109

Well #1 - Screened 780' thru 1150'

Static Water Level Capacity (GPM) Pumping Level

Feet Below Surface



	2/16	8/16	11/16	2/17	5/17	8/17	11/17	2/18	5/18	8/18	11/18	2/19	5/19	8/19	11/19	2/20	5/20	8/20	11/20	2/21
Static Water Level	-231	-217	-214	-196	-207	-215	-211	-190	-209	-226	-199	-189	-204	-242	-214	-199	-208	-237	-221	-203
Capacity (GPM)	2206	2116	2132	2173	2153	2119	2139	2211	2146	2094	2192	2219	2164	2048	2148	2187	2155	2069	2104	2171
Pumping Level	-302	-290	-285	-270	-278	-286	-283	-264	-280	-294	-271	-261	-277	-308	-282	-271	-277	-302	-289	-273



LINA HIDALGO

March 4, 2021

To all Municipal Utility Districts and Public Utility Districts in Harris County,

On February 14, 2021, I signed a Declaration of Local Disaster for Harris County to take extraordinary measures in response to the winter weather and energy emergency for the safety and security of our residents.

Harris County residents are facing unprecedented winter weather impacts from burst and leaking pipes, leading to physical damage to their homes and the threat of significantly higher water bills. **As such, I request that all Municipal Utility Districts (MUDs) and Public Utility Districts (PUDs) in Harris County suspend service disconnections and waive new late payment charges at least through April 30, 2021.**

I strongly encourage all MUDs and PUDs in Harris County to work with customers who have difficulty making payments on a case-by-case basis to identify utility assistance options and establish fair and equitable payment arrangements, such as deferred payment plans.

I also want to thank you for agreeing to the Public Utility Commission's request to delay invoicing, and following their directive to immediately suspend disconnections for non-payment until further notice, two measures that help residents during this unprecedented, challenging time.

We are all committed to the safety and security of our residents after the abject failure of the statewide energy infrastructure. My office and I have been in constant communication with local water plant operators and thank you for your around-the-clock work to ensure systems come online quickly and effectively. I have full confidence that the MUDs and PUDs in Harris County will do their part to continue delivering water, wastewater, and other essential services to our residents during this time.

Sincerely,

A handwritten signature in black ink, appearing to read "Lina Hidalgo".

Lina Hidalgo
Harris County Judge

February 23, 2021



Mr. Dimitri Millas, Senior Associate
Norton Rose Fulbright LLP
Fulbright Tower
1301 McKinney, Suite 5100
Houston, TX 77010-3095
on behalf of:
Harris County Municipal Utility District No. 109 ("Issuer")

ENGAGEMENT LETTER FOR ARBITRAGE COMPLIANCE SERVICES

CONTROL #14.00

\$12,100,000.00 UNLIMITED TAX BONDS, SERIES 2017

Arbitrage Compliance Specialists, Inc. ("ACS") is pleased to present our fees to provide arbitrage compliance services for the Issuer. Our firm has distinctive legal and accounting experience with arbitrage compliance services dating back to the inception of the arbitrage rebate regulations of 1986. ACS is one of the most prominent and well-respected providers of arbitrage compliance services in the nation. ACS' staff members are accounting professionals who have extensive knowledge of governmental accounting, accounting allocation methods and legal interpretation skills to compute the lowest permissible liability allowed. We pride ourselves on our unprecedented commitment to each and every client we represent.

ACS has provided a fee schedule to encompass the various elements that we may encounter during the calculations. ACS' fees are derived by the number of years included in the calculation. The fee schedule listed on page 2 provides fees for reports covering the applicable periods. Each calculation includes both a legal opinion and a CPA opinion to provide assurance that the calculations were completed according to Section 148(f) of the Internal Revenue Code of 1986 that governs the arbitrage rebate requirements (the "Tax Code").

We appreciate the opportunity to provide assistance to help the Issuer comply with the IRS arbitrage compliance requirements. As always, if we may be of further assistance or if there are any questions, please do not hesitate to call us at (800) 672-9993 ext.7526.

Sincerely,
Arbitrage Compliance Specialists, Inc.



Doug Pahnke, CPA, Managing Director

Please acknowledge acceptance of this engagement by signing and faxing this letter in its entirety to Arbitrage Compliance Specialists, Inc. at (800) 756-6505 or scanning and e-mailing to Doug@rebatebyacs.com.

Accepted by – Signature

Print Name, Title

Date

Bond Compliance Program Services:	Fees
Arbitrage Rebate Calculation 05th Year: 02/16/2017 to 02/16/2022	\$2,950.00
TOTAL	\$2,950.00

Optional Fees (If Applicable)	
Commingled Funds, Reserve Fund Analysis, and/or Transferred Proceeds	Included

Arbitrage Rebate Calculation Services	
Preparation of IRS Form 8038-T and IRS Filing Instructions	Included
Legal Services	
IRS Audit Assistance (For Bond Issues Completed By ACS)	Included
Post-Calculation Services	
Debt Compliance Monitoring Service	Included
Record Retention Service	Included

Calculation Services

1. Review the documents related to the debt issue to include the Official Statement, Tax Certificate, IRS Form 8038-G and CPA Verification Report.
2. Complete an in-depth analysis of the debt structure by our in-house tax attorney to determine if the debt issue is subject to rebate and/or yield restriction and identify applicable exceptions.
3. Monitor IRS filing deadlines, election requirements and restricted periods in our database tracking system to ensure timely reporting.
4. Perform the rebate, yield restriction/yield reduction or spending exception/penalty calculations in compliance with Internal Revenue Code of 1986.
5. Provide calculations with legal opinion and CPA certified professional opinion that can be relied upon by the Issuer regarding the liability. The report will provide supporting documentation to include the calculation method employed, assumptions and conclusions.
6. Prepare payment Form 8038-T with detailed filing instructions for accurate and timely filing to the IRS, if applicable.

Support Services

7. Discuss the report and findings to ensure a complete understanding of the procedures and recommendations in such report.
8. Prepare a debt compliance monitoring schedule that identifies all-important relevant information by issue including prior calculations, liability amounts, future calculation due dates and important status notes.
9. Advise on how future changes in the Tax Code may affect the debt issue.
10. Provide technical assistance and consultation in matters related to the arbitrage compliance regulations.
11. Assist in the IRS record retention requirements, which include storage of records related to the debt issue.
12. Provide no cost audit support in the event of an IRS audit.